

2018 MEDIA GUIDE

tsutigers.com / #bigBLUErising


TENNESSEE STATE
10
11
4
12


TENNESSEE STATE
5
1
2
3
9



2005 **OVC REGULAR SEASON CHAMPIONS**

2007 **OVC TOURNAMENT CHAMPIONS**

2007 **NCAA BERTH**
VS HAWAII


CREATIVITY
IS THE ANSWER
adidas
www.adidas.com

2018 TIGER VOLLEYBALL MEDIA GUIDE

MEDIA INFORMATION

Quick Facts 7
Media Relations 8
The OVC 9

UNIVERSITY INFORMATION

Tennessee State Campus 10-13
President Glover 15
A.D. Teresa Phillips 16

COACHES

Head Coach Donika Sutton 18-19
Assistant Coach Vicmari Prospero 20
Assistant Coach Tuamafa Reilly 21

2018 PROSPECTUS

Season Outlook 22
Roster 23-24

PLAYER BIOS

Returners
Rachel Henderson, Senior 30-31
Kylie Hayes, Junior 34-35
Julia Pierson, Junior 38-39
Newcomers
Khalia Jordan, Junior 26
Destiny Washington, Junior 27
Gina Rivera Ortiz, Freshman 28
Aria Holmes, Freshman 29
Kayla Grady, Sophomore 32
Hinalei Fihaki, Junior 33
Laken Te'o 36
Micahlea Njie 37
JoJo Kruize 40
Kristian Marshall 41

2017 RECAP

Year in Review 42
Final Statistics 43
Conference Statistics 45
Results 46
Category Leaders 47
Match-by-Match Statistics 48
Match-by-Match Box Scores 49-57

RECORD BOOK

Single Season Records 58
Career Records 59
Past Seasons 60
Year-by-Year Records 61-62
Year-by-Year Schedules 49-57
Record Versus Opponents 68
All-Time Letterwinners 69
Media Roster 70
2018 Schedule 71

TENNESSEE STATE UNIVERSITY
2018 VOLLEYBALL

QUICK FACTS

UNIVERSITY INFORMATION

Name	Tennessee State University
Location	Nashville, Tenn.
Founded	1912
Enrollment	9,165
Nickname	Tigers
Colors	Reflex Blue and White
Affiliation	NCAA Division I
Conference	Ohio Valley Conference (OVC)
Home Arena	Kean Hall (2,500)
President	Dr. Glenda Glover
Director of Athletics	Teresa Phillips
Assoc. AD/SWA	Valencia Jordan
Asst. AD/Compliance	Jennifer Bell
Website	TSUTigers.com

COACHING STAFF

Head Coach	Donika Sutton
Alma Mater	Alcorn State, 2005
Assistant Coaches	Vicmari Prospero (Tennessee State, 2011)
	Tuamafa Reilly (North Carolina A&T, 2004)

2017 REVIEW

Overall Record	7-23
OVC Record (Finish)	3-13

TEAM INFORMATION

Letterwinners Returning/Lost	3/9
Starters Returning/Lost	3/4+Libero
Newcomers	10

VOLLEYBALL HISTORY

All-Time Record	246-663 (since 1987)
All-Time OVC Record	118-384
First Season	1987 (32nd Season in 2016)
Joined OVC	1987
OVC Regular Season Titles	1 (2005)
OVC Tournament Championships	1 (2007)
OVC Tournament Record	6-17(since 1987)
NCAA Tournament Record	0-1

MEDIA RELATIONS

Volleyball Contact:	Ashley Fontenot
Cell Phone:	615-586-8012
Office Phone:	615-963-5922
Email:	afonteno@tnstate.edu

2018 SCHEDULE

AUGUST			
24	vs. Stetson (1)	Miami, Fla.	10 a.m.
24	vs. Florida A&M (1)	Miami, Fla.	2 p.m.
25	at Florida International (1)	Miami, Fla.	10 a.m.
31	vs. North Alabama (2)	Chattanooga, Tenn.	3 p.m.
SEPTEMBER			
1	at Chattanooga (2)	Chattanooga, Tenn.	12:30 p.m.
1	vs. UNC Asheville (2)	Chattanooga, Tenn.	4:30 p.m.
7	at Stephen F. Austin (3)	Nacogdoches, Texas	1:30 p.m.
8	vs. St. John's (3)	Nacogdoches, Texas	10 a.m.
8	vs. Grambling (3)	Nacogdoches, Texas	2:30 p.m.
11	at Evansville	Evansville, Ind.	6 p.m.
18	BELMONT*	Nashville, Tenn.	6 p.m.
22	EASTERN ILLINOIS*	Nashville, Tenn.	12 p.m.
28	Jacksonville State*	Jacksonville, Ala.	7 p.m.
29	Tennessee Tech*	Cookeville, Tenn.	2 p.m.
OCTOBER			
2	MTSU	Nashville, Tenn.	6 p.m.
5	EASTERN KENTUCKY*	Nashvillle, Tenn.	6 p.m.
6	MOREHEAD STATE*	Nashville, Tenn.	12 p.m.
12	MURRAY STATE*	Nashville, Tenn.	6 p.m.
13	AUSTIN PEAY*	Nashville, Tenn.	2 p.m.
19	at UT Martin	Martin, Tenn.	6 p.m.
20	at SEMO*	Cape Girardeau, Mo.	5 p.m.
23	at Belmont*	Nashville, Tenn.	6 p.m.
27	at SIU Edwardsville*	Edwardsville, Ill.	2 p.m.
NOVEMBER			
2	TENNESSEE TECH*	Nashville, Tenn.	6 p.m.
3	JACKSONVILLE STATE*	Nashville, Tenn.	2 p.m.
9	at Morehead State*	Morehead, Ky.	7 p.m.
10	at Eastern Kentucky*	Richmond, Ky.	6 p.m.

* - OVC Match
All Times Central and subject to change

HOME GAMES ALL CAPS
(1) – Florida International Invitational | Miami, Fla.
(2) – Chattanooga Classic | Chattanooga, Tenn.
(3) – Stephen F. Austin Tournament | Nacogdoches, Texas

ATHLETIC MEDIA RELATIONS

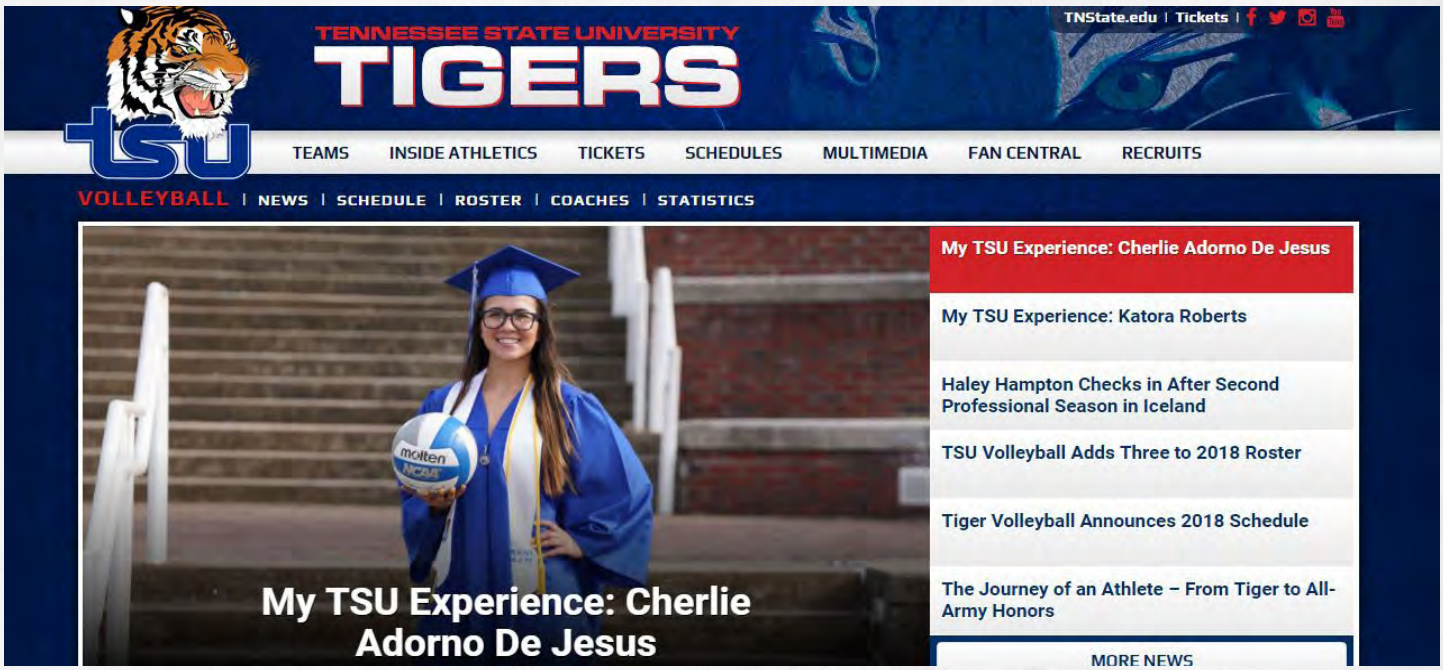

ATHLETIC MEDIA RELATIONS

The Tennessee State University Athletic Media Relations staff is always interested in helping members of the media in their coverage of the Tiger volleyball program. Please contact Ashley Fontenot with requests concerning the TSU volleyball team. She can be contacted by phone (615-586-8012) or email (afonteno@tnstate.edu).

ONLINE

For the most up to the minute coverage of Tiger volleyball, log on to TSUTigers.com, the official website of Tennessee State University Athletics. Keep up with OVC volleyball with the conference's website, OVCsports.com. League standings, statistics and releases are posted weekly, and includes links to member schools.

UP TO THE MINUTE UPDATES

Get TSU Athletics (@TSU_Tigers) and OVC updates (@OVCsports) on Twitter. Also, follow TSU Athletics on Facebook and Instagram (TSUTigers). Follow the volleyball social media pages on Instagram and Twitter (@TNStateVB).

TSU ATHLETIC MEDIA RELATIONS

Ashley Fontenot
Media Relations Intern
Phone 615-586-8012
E-mail..... .....afonteno@tnstate.edu
- Volleyball, Men's and Women's Tennis



Zekeya Harrison
Assistant AD for Athletic Media Relations
Phone 615-963-1867
E-mail .....zanderson01@tnstate.edu
- Women's Basketball



Jose' Garcia
Media Relations Assistant Director
Phone 615-963-5674
E-mail .....jgarcia1@tnstate.edu
- Football, Softball, Men's and Women's Golf



Gavin Nevill
Media Relations Coordinator
Phone 629-202-1091
E-mail.....tnevill@tnstate.edu
- Football, Men's Basketball, Men's and Women's Track & Field



TSUTIGERS.COM
@TSU_TIGERS
/TSUTIGERS
/TSUTIGERS
@TSU_TIGERS
@TSU_TIGERS
@TSU_TIGERS

OHIO VALLEY CONFERENCE

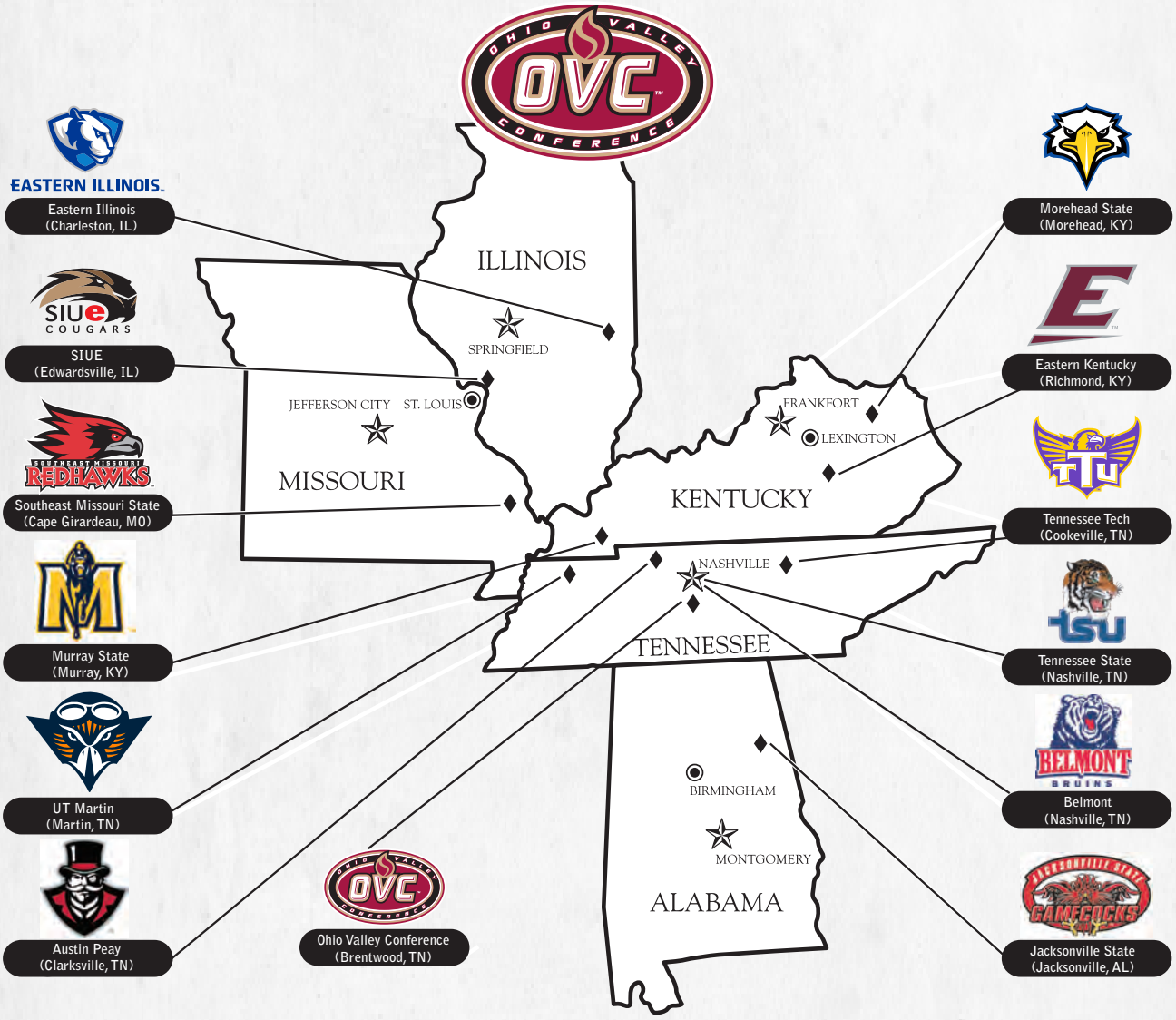

Now in its 71st year, the Ohio Valley Conference continues to build on the success that has made it the nation's eighth-oldest NCAA Division I conference.

In May 2011 the Conference expanded for the second time in four years, adding Belmont University which began competition in the 2012-13 academic year. The addition of Belmont gave the OVC 12 members, the most the league has had at one time in its illustrious history. The move added a second team in the city of Nashville and was the first addition to the league since Southern Illinois University Edwardsville joined in 2008. Subsequently, the league has shown its stability over the past decade, seeing only one member institution depart over the past 18 years.

The 2009-10 school year saw a change in leadership as Beth DeBauche was named the seventh full-time Commissioner in league history on July 28, 2009. The last three commissioners of the OVC have moved onto jobs as the commissioner of the Big Ten, Big 12 and the Mid-American Conferences.

The OVC's proud history dates back to 1948, but seeds for the new league were actually planted in 1941. It was then that Roy Stewart, the athletics director at Murray State, Charles "Turkey" Hughes, the athletics director at Eastern Kentucky, and Kelly Thompson, the public relations director at Western Kentucky, first broached the idea of forming a new conference. Discussions were put on hold by World War II, but reemerged February 27-28, 1948 at the Kentucky Hotel in Louisville as the three original institutions combined with Morehead State, Louisville and Evansville to form the OVC.
In the 1950s, the OVC became a pioneer on a much more significant scale socially. During times of racial segregation, league member Morehead State became one of the first non-traditionally black mid-southern institutions to accept a black student. In 1958 Marshall Banks earned athletically-related aid at Morehead, which signed a second black athlete, Howard Murphy, a year later. In 1961 Murphy earned all-conference recognition as a halfback in football. With racial barriers broken, the rest of the institutions in the league began to provide educational and athletic opportunities to African-Americans.

The Ohio Valley Conference sponsors the following sports: baseball, basketball, cross country, football, golf, tennis and track for men, and basketball, cross country, golf, soccer, softball, tennis, track and volleyball for women. In addition, the OVC also sponsors the combined men's and women's sport of rifle.

Now in its seventh decade of competition, the Ohio Valley Conference has grown significantly from its humble beginnings while increasing the number of athletics opportunities it provides for students. Current league representatives include charter members Eastern Kentucky University, Morehead State University and Murray State University, along with Austin Peay State University, Belmont University, Eastern Illinois University, Jacksonville State University, Southeast Missouri State University, Southern Illinois University Edwardsville, Tennessee State University, Tennessee Technological University and the University of Tennessee at Martin.

Tennessee State has been a member of the Ohio Valley Conference since 1986.



TENNESSEE STATE UNIVERSITY

Founded in 1912, Tennessee State University has grown dramatically from a small college to two campuses: the 500-acre main campus and the downtown Avon Williams campus which is located in the heart of Nashville near the State Capitol.

The diverse student population of more than 9,000 represents 46 states and 45 countries. TSU has been listed for 13 consecutive years in the U.S. News & World Report "Guide to America's Best Colleges."

Tennessee State University is a comprehensive, urban, coeducational land-grant university offering 38 bachelor degrees and 24 master's degrees. Doctoral programs include biological sciences, psychology, public administration, computer information systems engineering, administration and supervision, and curriculum and instruction. When you think about Tennessee State University, many things come to mind – a rich heritage and legacy in athletics, academics, entertainment, research and service.

Tennessee State University has long been a rising star among universities across the country. It is designated as one of the best public historically black colleges and universities in the nation, and it's not by accident.

Tennessee State University is among the few historically black colleges and universities (HBCUs) with a chapter of Phi Eta Sigma, the oldest and largest freshman honor society in the United States and a Phi Kappa Phi Honor Society, the most prestigious honor society comprising all academic disciplines.

A great deal of focus has been given to improving the academic environment – strengthening our research reputation, attracting and retaining the best and brightest students, encouraging service-focused programs, engaging and supporting expert faculty in diverse fields, building on our student-centered philosophy and holding steadfast to our motto of "Think. Work. Serve."



THINK





WORK





SERVE





Today, Tennessee State University's student enrollment is more than 9,000.

There are more than 400 faculty and more than 1,200 staff who are part of the university's team.

Additionally, the university's rich strength in embracing diversity is evident with 45 countries and 46 states representative of the student body.

The beauty and accessibility of the university's main campus is a plus with now 65 buildings on more than 450 acres.

Complimenting the main campus is a newly renovated downtown campus that features a simulated stock-trading center, a student computer laboratory and continuing education, distance learning and multimedia services.

The university is arming students with the intellectual resources to compete in a global environment. In support of that, important partnerships have been established with leading global companies such as Boeing, Raytheon, Dell, IBM and others, in which both funding and service-learning opportunities are currently active.



The DAVIS BUILDING is topped by its landmark cupola and houses the Department of Languages, Literature and Philosophy and the Thomas E. Poag Auditorium. The building, which once housed the administrative offices, is named after TSU's second president Dr. Walter S. Davis.



The BROWN-DANIEL LIBRARY was erected in 1976 and opened for service during the summer of 1977.

This present structure has 82,000 square feet of space with special study and research facilities for faculty and graduate students, and a Special Collections Room which houses the University's historical archives, theses, dissertations, and other special materials. The library is named in memory of Library Directors, Martha M. Brown and Lois H. Daniel.



The AVERITTE AMPHITHEATER located in the center of campus; landscaped and has permanent seating for 200. The structure is named after Laura M. Averitte, author of Tennessee State University's alma mater.



The FLOYD-PAYNE CAMPUS CENTER contains various student and administrative offices, campus bookstore, post office, and dining services. The Center is named after former TSU student and fifth president, Otis L. Floyd, and long-time Dean of Students and Vice-President of Student Affairs, Joseph A. Payne.

ATHLETIC FACILITIES



KEAN HALL

WOMEN'S VOLLEYBALL



WILLIAM JASPER HALE STADIUM

FOOTBALL



GENTRY CENTER

MEN'S AND WOMEN'S BASKETBALL



NISSAN STADIUM

FOOTBALL



EDWARD S. TEMPLE TRACK

MEN'S AND WOMEN'S TRACK AND FIELD



TSU TENNIS COMPLEX

MEN'S AND WOMEN'S TENNIS



INDOOR PRACTICE FACILITY

FOOTBALL



TIGER FIELD

SOFTBALL

MEET THE ADMIN



DR. GLENDA GLOVER

UNIVERSITY PRESIDENT

TENNESSEE STATE '76



Dr. Glenda Baskin Glover serves as President of Tennessee State University in Nashville, Tennessee, a position she has held since January 2013. Under her leadership as president of TSU, student enrollment, alumni fundraising, and research dollars have significantly increased.

Dr. Glover's educational development began as a student at Tennessee State University, where she majored in mathematics. After graduating with a Bachelor of Science degree, she pursued the Master of Business Administration from Clark Atlanta University. She then completed her doctorate in business from George Washington University, and later completed her law degree from Georgetown University. She is a certified public accountant, an attorney, and is one of two African American women to hold the PhD-CPA-JD combination in the nation.

Her past employment also includes high-level positions in the corporate sector as she is among few women to rise to the heights to serve on corporate boards of publicly traded corporations. These include Pinnacle Financial Partners, The Lenox Group, Citigroup-Student Loan Corporation and First Guaranty Bancshares, where she chairs the audit committee, and is experienced in corporate governance.

Dr. Glover is the recipient of numerous awards and honors, is a member of several professional and civic organizations, and is the author of more than one hundred articles and papers. She is regarded as one of the nation's experts in economics and finance. Dr. Glover is married to Charles Glover and they are the parents of two adult children, Attorney Candace Glover and Dr. Charles Glover II.



TERESA PHILLIPS

DIRECTOR OF ATHLETICS

VANDERBILT '80

Teresa Lawrence-Phillips became head of the Tennessee State University athletics department in April of 2002. As director, the athletic department has made tremendous strides on the playing field, campus, community and classroom.

Some accomplishments under the Phillips' administration include the launching of the first official website for TSU Athletics in August of 2002, the revitalization of the Big Blue Booster Club, the recognition of Ohio Valley Conference Scholar Athletes, and conference championships in volleyball, women's track including a PGA minority national championship in men's golf.

Phillips also has the distinction of being the first woman ever to coach an NCAA Division I men's basketball team en route to being named one of the "101 Most Influential Minorities in Sports" by Sports Illustrated in 2003.

She was also named as the Second Most Influential Woman in Sports in Tennessee by The Tennessean newspaper. In addition, she was named USA Today's National Coach of the Year in 1990 and was a three-time OVC Coach of the Year selection.

No stranger to athletic success, she was head coach of the Lady Tigers basketball program at TSU for 11 seasons from 1989-2000. Phillips guided the 1993–94 squad to the program's first-ever OVC regular season crown, the Ohio Valley Conference tournament championship, and the team's first appearance ever in the NCAA tournament.

Phillips and her staff enjoyed their most successful season in 1994–95 as the Lady Tigers (22–7, 12–4 OVC) shared the regular season title. TSU claimed its second consecutive tournament title and a trip to the NCAA tournament.

She has been invited twice to serve as an assistant coach for USA Basketball (1995 and 1999) and was invited to serve as an assistant coach for the U.S. Olympic Festival North Squad.

Prior to her stint at TSU, Phillips was head coach at Fisk University for four years. She guided the Bulldogs to WIAC League and Tournament Championships in 1987 and 1988 and was tabbed WIAC Coach of the Year twice (1987, 1988). She compiled a 68-34 overall record with the Bulldogs.

She graduated from Vanderbilt University with a bachelor's degree in Economics before obtaining a Masters in Education from TSU in 1999. Phillips, who helped recruit six All-Americans and seven All-State players, served as an assistant coach with the Lady Commodores (1981-1984) winning the N.I.T. in 1983.

Phillips earned several honors as a three-year letter winner at Vanderbilt. She was the first recipient of the Lady Commodore Athlete of the Year honor, given to the best all-around female athlete. In addition, she received the Nashville Civitan's Sportsmanship Award in 1979 and 1980.

Community oriented, Phillips has assisted with the National Youth Sports Drug Program and has been appointed to several boards and committees which include: NCAA Basketball Rules, NCAA Championship Cabinet, Fellowship of Christian Athletes, Boys' & Girls' Club, the Vanderbilt Alumni Advisory Board and the Nashville Sports Council Executive Board.

She has held memberships in several organizations, including the Black Coaches Association, the Women's Basketball Coaches Association, the NCAA Championship and Competition Cabinet and Alpha Kappa Alpha Sorority, Inc.

She is an inaugural member of the Girls' Preparatory School Sports Hall of Fame and a 2008 inductee of the Lookout Mountain Sports Hall of Fame. She lives in Nashville with her two sons, Micah and Kyle.



MEET THE COACHES



DONIKA SUTTON

2ND SEASON

ALCORN STATE '05

Donika Sutton enters her second season as the Tennessee State volleyball head coach. Sutton was introduced as the seventh Head Coach of the volleyball team on Jan. 16, 2017.

In her first year at the helm of the Tigers, Sutton produced an All-OVC second team player and led Big Blue in TSU's first home tournament, sweeping FIU, New Orleans and her alma mater, Alcorn State.

Sutton brings more than eight years of Division I coaching experience to the new role with the Tigers. She previously served as an assistant at Tennessee State for the past three seasons (2014-16) and worked with the South Carolina State University volleyball program for four years (2009-12).

As an assistant at TSU, Sutton coached three All-Ohio Valley Conference first-team selections, the OVC Defensive Player of the Year, an OVC All-Tournament team member and two OVC All-Newcomer selections. Away from the court, two student-athletes achieved OVC Academic Medals of Honor and six players made OVC Honor Roll.

Before joining the staff at TSU, Sutton served as the head coach at South Carolina State for the 2011 and 2012 season after two years as an assistant for SCSU.

Sutton led the Lady Bulldogs to their first winning season in seven years in 2011, finishing 17-16 overall and 8-2 in Mid-Eastern Athletic Conference action. In her two years, she compiled a 26-31 mark with a 14-6 record in MEAC regular season games.

Sutton coached the MEAC Player of the Year in 2011 and 2012 and had four All-MEAC selections in two years. During her tenure, the Lady Bulldogs had 10 All-MEAC academic team honorees and South Carolina State led the NCAA in service aces per set in 2011.

Prior to taking over as head coach at South Carolina State, Sutton served as the assistant coach from 2009-2010. She coached the MEAC Player of the Year in 2010 and helped the Lady Bulldogs capture their second MEAC Championship and a trip to the NCAA Tournament in 2010.

Sutton's first coaching job came in 2005 at her alma mater, Hayti High School in Missouri. After one sea-





son, she went on to coach various club teams in the Atlanta area from 2006-08 before making the jump to the collegiate ranks.

Sutton began her collegiate playing career at Southwest Missouri State University-West Plains where she competed for one season. During that season she was a member of the Region 16 championship team. The team ranked third in the National Junior College regular season polls that team also competed in the National Junior College Championships finishing 5th overall. Sutton received her Associate of Arts in General Studies from Panola College where she played her sophomore season.

Sutton went on to have a standout career as a middle-hitter at Alcorn State. In her first season (2003), she was named Second Team All-Southwestern Athletic Conference Second Team, as well as Alcorn State's Newcomer of the Year.

In her final season (2004), she was named First Team All-SWAC and to the SWAC All-Tournament Team. In that same season, she was the recipient of her team's Most Outstanding Blocker Award and served as the team's captain.

Sutton graduated from Alcorn State University in 2005 where she earned her Bachelor of Arts in political science with a minor in pre-law.

THE SUTTON FILE

EDUCATION

Alcorn State .....B.A., 2005

SEASON	RECORD	OVC
2017-18	7-23	3-13

COACHING CAREER

Tennessee State

Head Coach.....2017-Present
Assistant Coach 2014-2016

South Carolina State (4 years)

Head Coach.....2011-2012
Assistant Coach..... 2009-2010

PREVIOUS EXPERIENCE

South Carolilna State 26-31

PLAYING HONORS

First Team All-SWAC.....2004
SWAC All-Tournament Team 2004
Second Team All-SWAC 2003
Newcomer of the Year.....2003



VICMARI PROSPERO

ASSISTANT COACH

8TH SEASON

TENNESSEE STATE '11

Vicmari Prospero is entering her eighth season on the Tennessee State University volleyball coaching staff in 2018. After serving as a graduate assistant for the Tigers in 2011 and 2012, Prospero was elevated to assistant coach prior to the 2013 season, and she is currently in her sixth year in her current position.

Propero joined the TSU coaching staff at her alma mater in August of 2011 after a stellar playing career for the Tigers.

Prospero competed two years for the Tennessee State volleyball team. During her career with the Tigers, she led the team in hitting percentage in 2010 and 2011. As a senior, she finished the season hitting .317, second-best in the OVC. She tallied 228 kills, ranking third on the team, averaging 2.1 kills per set.

Prospero is a native of Santurce, Puerto Rico. She graduated with a bachelor's degree in Human Performance and Sports Sciences in May 2011. Prospero completed her master's degree of Arts in Education with a Major of Human Performance and Sports Science with a concentration in Sports Administration in 2013.





TUAMAFA REILLY

ASSISTANT COACH

2ND SEASON

NORTH CAROLINA A&T '04

Tuamafa Reilly enters her second season as an assistant coach for the Tennessee State volleyball program in 2018. Reilly has been a member of the TSU athletic department since 2006.

She began her professional coaching career at North Carolina A&T before coming to TSU as a graduate assistant for volleyball in 2006. She assisted the coaching staff for two seasons.

She transitioned into the compliance office during the 2007-08 academic year and began working as the Compliance Coordinator in 2008.

In addition to her coaching duties, Reilly currently serves as the Assistant AD for Compliance for the department. She manages the compliance website and the in-house integrated database, handles rules and education interpretation and assists with monitoring recruiting activities as well as other duties within the department.

A stellar collegiate athlete, Reilly began her playing career at Southwest Missouri State University (Missouri State University- West Plains). She helped guide her team to its first Region 16 Championship and National Junior College Athletic Association (NJCAA) Nationals appearance in school history. A two-time All-Region 16 selection, Reilly guided her team to two Region 16 titles and two NJCAA National appearances.

After graduating from Junior College, she continued her career at North Carolina A&T State University. She was a two-time All-MEAC selection and helped the Lady Aggies to two consecutive 20-plus win seasons for the first time in school history. Reilly ranked among the MEAC top 20 in kills, assists, blocks and aces for two years.

A native of Killeen, Texas, Reilly obtained a bachelor's degree in Fitness & Wellness management from NC A&T in 2004 and a master's degree in Sports Administration from Tennessee State in 2008.

She has two children, Sagaia and Jakai.

2018 SEASON OUTLOOK

The Tigers finished the first season under head coach Donika Sutton 7-23 overall with an Ohio Valley Conference record of 3-13.

Tennessee State volleyball will be made up of three returning players and ten newcomers for the 2018 season.

The Tigers have some key players returning with a preseason all-conference selection in Rachel Henderson. Henderson After making an immediate impact in her first year as a Tiger, Henderson posted the team-high in kills (307) and total blocks (87) while starting all 30 matches (112 sets) in blue and white. The only returning team captain recorded her career-high kills 21 against Eastern Illinois, tying for eighth in the league in total points in a single match. The Fort Worth, Texas native led TSU in blocks for 15 of the 30 matches, and was a dominate and explosive force for the Tigers on both sides of the ball.

Fellow Texas-native and junior Julia Pierson, despite missing eleven conference matches due to injury, Pierson finished the season third on the roster and 10th in the league with 215 kills.

Junior defensive specialist Kylie Hayes returns as the sole defensive specialist. Hayes was a force at the service line, posting 24 aces in her second season with TSU.





In the offseason, Sutton focused on replacing All-OVC second-team selection Samantha Beltran. JUCO transfer Laken Te'o and freshman Kristian Marshall will fill those shoes.

In addition to losing Beltran, libero Cherlie Adorno DeJesus leaves a hole in the backcourt. Sutton will rely on fellow Puerto Rican Gina Rivera Ortiz, a go-for-it freshman from Lajas. Nashville-native Micahlea Njie joins the backcourt as a defensive specialist.

A position the Tigers lacked for the 2017 season was outside hitter. Four transfers come in to compete for a top spot. JoJo Kruize of Hawaii, Khalia Jordan of California and Destiny Washington of Texas and Kayla Grady of Nashville.

6-2 Aria Holmes and 6-0 Hinalei Fihaki add depth at the middle blocker position.

The newcomers add depth and size to small returning class. This season the Tigers look to get over the hump of its first losing season and bring the OVC championship back to Big Blue Country.

The Tigers will start the season on August 24 in the FIU Kickoff versus Stetson in Miami. Conference play will begin Sept. 18 versus Belmont at home.

2018 ROSTER

NUMERICAL ROSTER

#	NAME	POS.	HT.	YR.	HOMETOWN (PREVIOUS SCHOOL)
1	Khalia Jordan	OH	5-9	Jr.	Chula Vista, Calif. (Grossmont College)
2	Destiny Washington	OH/DS	5-8	Jr.	Austin, Texas (Hill College)
3	Gina Rivera Ortiz	L	5-6	Fr.	Mayaguez, Puerto Rico (San Benito HS)
4	Aria Holmes	MB	6-2	Fr.	Las Vegas, Nev. (Sierra Vista HS)
5	Rachel Henderson	OPP/MB	6-0	Sr.	Fort Worth, Texas (Panola CC)
6	Kayla Grady	OPP	5-8	So.	Nashville, Tenn. (John A. Logan College)
7	Hinalei Fihaki	MB	6-0	RS-Jr.	Taylorsville, Utah (Hutchinson CC)
8	Kylie Hayes	DS	5-6	Jr.	Memphis, Tenn. (Houston HS)
9	Laken Te'o	S	5-9	Jr.	Laie, Hawaii {Salt Lake CC)
10	Micahlea Njie	DS/L	5-5	Fr.	Nashville, Tenn. (Antioch HS)
11	Johanna Kruize	OH	5-11	Jr.	Honolulu, Hawaii (College of Southern Idaho)
12	Julia Pierson	OH/MB/OPP	6-0	Jr.	Rowlett, Texas (Wylie East HS)
15	Kristian Marshall	S	5-6	Fr.	Mobile, Ala. (Murphy HS)

ALPHABETICAL ROSTER

#	NAME	POS.	HT.	YR.	HOMETOWN (PREVIOUS SCHOOL)
7	Hinalei Fihaki	MB	6-0	RS-Jr.	Taylorsville, Utah (Hutchinson CC)
6	Kayla Grady	OPP	5-8	So.	Nashville, Tenn. (John A. Logan College)
8	Kylie Hayes	DS	5-6	Jr.	Memphis, Tenn. (Houston HS)
5	Rachel Henderson	OPP/MB	6-0	Sr.	Fort Worth, Texas (Panola CC)
4	Aria Holmes	MB	6-2	Fr.	Las Vegas, Nev. (Sierra Vista HS)
1	Khalia Jordan	OH	5-9	Jr.	Chula Vista, Calif. (Grossmont College)
11	Johanna Kruize	OH	5-11	Jr.	Honolulu, Hawaii (College of Southern Idaho)
15	Kristian Marshall	S	5-6	Fr.	Mobile, Ala. (Murphy HS)
10	Micahlea Njie	DS/L	5-5	Fr.	Nashville, Tenn. (Antioch HS)
12	Julia Pierson	OH/MB/OPP	6-0	Jr.	Rowlett, Texas (Wylie East HS)
3	Gina Rivera Ortiz	L	5-6	Fr.	Mayaguez, Puerto Rico (San Benito HS)
9	Laken Te'o	S	5-9	Jr.	Laie, Hawaii {Salt Lake CC)
2	Destiny Washington	OH/DS	5-8	Jr.	Austin, Texas (Hill College)

TIGERS BY CLASS

FRESHMEN

4

GINA RIVERA ORTIZ
ARIA HOLMES
MICAHLEA NJIE
KRISTIAN MARSHALL

SOPHOMORES

1

KAYLA GRADY

JUNIORS

7

KHALIA JORDAN
DESTINY WASHINGTON
HINALEI FIHAKI
KYLIE HAYES
LAKEN TE'O
JOHANNA KRUIZE
JULIA PIERSON

SENIORS

1

RACHEL HENDERSON

COACHING STAFF

Head Coach: Donika Sutton, 2nd Season (Alcorn State, 2005)

Assistant Coach: Vicmari Prospero, 7th Season (Tennessee State, 2011)

Assistant Coach: Tuamafa Reilly, 2nd Season (North Carolina A&T, 2004)

2018 ROSTER - AT A GLANCE

Returning Letterwinners - 2017 Statistics

Kylie Hayes | DS | 5-6 | Jr. | Memphis, Tenn. | 30 Matches, 17 Starts, 2 Kills, .043 Hitting %, 20 Assists, 24 Aces, 247 Digs, 0 Total Blocks
***Rachel Henderson** | MB | 6-2 | Sr. | Fort Worth, Texas | 30 Matches, 30 Starts, 307 Kills, .218 Hitting %, 4 Assists, 6 Aces, 67 Digs, 16 BS, 71 BA, 87 Total Blocks
***Julia Pierson** | OH/MB/OPP | 6-0 | Jr. | Rowlett, Texas | 19 Matches, 17 Starts, 215 Kills, .134 Hitting %, 14 Assists, 6 Aces, 136 Digs, 3 BS, 30 BA, 33 Total Blocks

* Returning Starters

Letterwinners Lost

#Maya Evans | 30 Matches, 27 Starts, 169 Kills, .239 Hitting %, 4 Assists, 1 Ace, 30 Digs, 12 BS, 54 BA, 66 Total Blocks
Megan Evans | 14 Matches, 1 Start, 9 Kills, .240 Hitting %, 135 Assists, 4 Aces, 44 Digs, 0 Total Blocks
Mine Cetinoz | 20 Matches, 0 Starts, 0 Kills, -1.00 Hitting %, 1 Assist, 5 Aces, 23 Digs, 0 Total Blocks
#Cherlie Adorno DeJesus | 30 Matches, 0 Starts, 1 Kill, .111 Hitting %, 91 Assists, 9 Aces, 509 Digs, 1 BA, 1 Total Block
#Samantha Beltran | 30 Matches, 30 Starts, 109 Kills, .177 Hitting %, 881 Assists, 25 Aces, 67 Digs, 2 BS, 27 BA, 29 Total Blocks
#Katora Roberts | 29 Matches, 25 Starts, 250 Kills, .240 Hitting %, 2 Assists, 0 Aces, 15 Digs, 12 BS, 38 BA, 50 Total Blocks
Alexis Johnson | 30 Matches, 7 Starts, 154 Kills, .084 Hitting %, 1 Assist, 3 Aces, 41 Digs, 1 BS, 22 BA, 23 Total Blocks
Sydney Swann | 25 Matches, 12 Starts, 37 Kills, -.023 Hitting %, 3 Assists, 5 Aces, 61 Digs, 7 BA, 7 Total Blocks
Curstyn Wilson | 30 Matches, 14 Starts, 15 Kills, -.102 Hitting %, 32 Assists, 32 Aces, 276 Digs, 0 Total Blocks

Starters Lost

Newcomers

Khalia Jordan | OH | 5-9 | Jr. | Chula Vista, Calif. | Grossmont College
Destiny Washington | OH/DS | 5-8 | Jr. | Austin, Texas | Hill College
Gina Rivera Ortiz | L | 5-6 | Fr. | Mayaguez, Puerto Rico | San Benito HS
Aria Holmes | MB | 6-2 | Fr. | Las Vegas, Nev. | Sierra Vista HS
Kayla Grady | OPP | 5-8 | So. | Nashville, Tenn. | John A. Logan College
Hinalei Fihaki | MB | 6-0 | RS-Jr. | Taylorville, Utah | Hutchinson CC
Laken Te'o | S | 5-9 | Jr. | Laie, Hawaii | Salt Lake CC
Micahlea Njie | DS/L | 5-5 | Fr. | Nashville, Tenn. | Antioch HS
Johanna "JoJo" Kruize | OH | 5-11 | Jr. | Honolulu, Hawaii | College of Southern Idaho
Kristian Marshall | S | 5-6 | Fr. | Mobile, Ala. | Murphy HS



MEET THE TIGERS



At Grossmont College: *As a sophomore, posted 176 kills and 23 service aces... As a freshman, led the Griffins with 181 digs and ranked third with 36 total blocks.*

At Olympian HS: *Led her high school to consecutive CIF Championships in final two years as a prep under coach Steve Lamb... Earned 1st-team All-League as a junior, and 2nd-team All-League as a sophomore... Competed at Epic Volleyball Club*

Personal

Major: Criminal Justice
Daughter of: Tedrick & Maesha Jordan
Birthday: September 4

JORDAN CAREER STATISTICS

			ATTACK					SET		SERVE			DIG			BLOCKING				POINTS	
YEAR	SP	MP-MS	K	K/Set	E	TA	Pct	A	A/Set	SA	SA/Set	SE	RE	Dig	Dig/Set	BS	BA	Total	B/Set	BE	BHE	Points	Pts/Set
2016	GROSSMONT COLLEGE																						
2017	GROSSMONT COLLEGE																						
TOTAL	0	0-0	0	0.00	0	0	.000	0	0.00	0	0.00	0	0	0	0.00	0	0	0	0.00	0	0	0.0	0.00



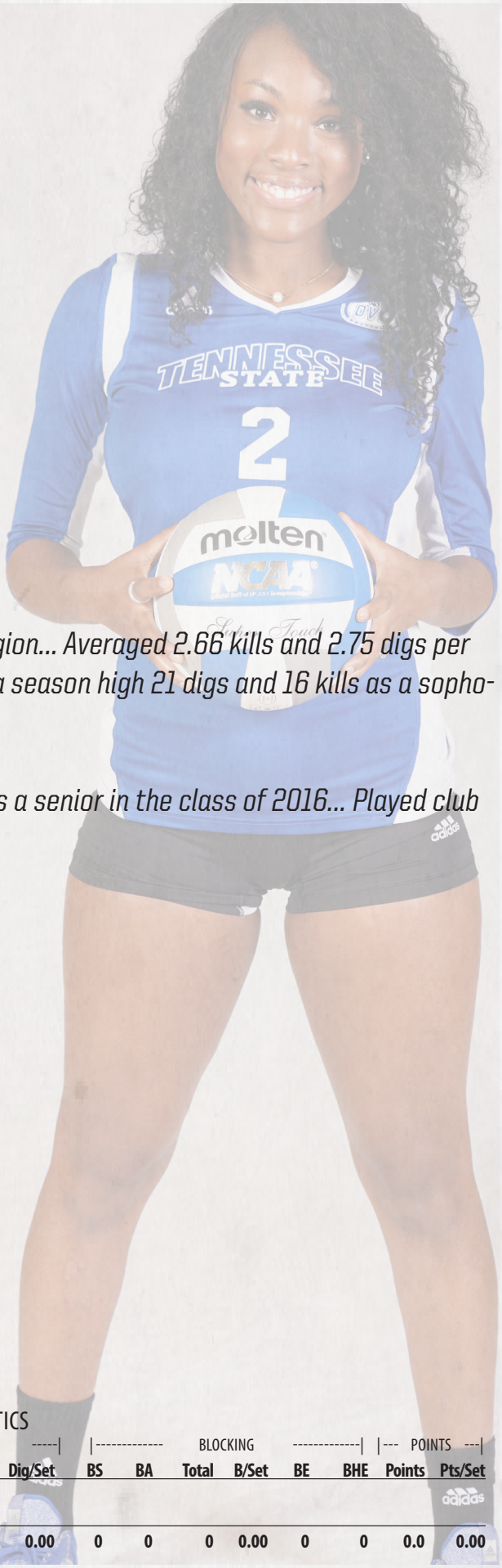

At Hill College: *Named 1st Team All-Conference and All-Region... Averaged 2.66 kills and 2.75 digs per set... Helped the Lady Rebels put up a 24-1 record... Posted a season high 21 digs and 16 kills as a sophomore.*

At Pflugerville HS: *Ranked on the list of Top 100 liberos as a senior in the class of 2016... Played club for Austin Juniors.*

Personal

Major: Business Managament
Daughter of: Ebony Kilgore
Birthday: April 6

WASHINGTON CAREER STATISTICS

			ATTACK					SET		SERVE			DIG			BLOCKING					POINTS	
YEAR	SP	MP-MS	K	K/Set	E	TA	Pct	A	A/Set	SA	SA/Set	SE	RE	Dig	Dig/Set	BS	BA	Total	B/Set	BE	BHE	Points	Pts/Set
2016	HILL COLLEGE																						
2017	HILL COLLEGE																						
TOTAL	0	0-0	0	0.00	0	0	.000	0	0.00	0	0.00	0	0	0	0.00	0	0	0	0.00	0	0	0.0	0.00



3 GINA RIVERA ORTIZ

LIBERO | LAJAS, PUERTO RICO

At San Benito HS: *Member of the 2014 Puerto Rican Junior National Team... Led San Benito to the Puerto Rican Championship, while being named to All-Star team... Played club for Vaqueras de Bayamon, winning both the AAU Power League Super Regional and the Jeep Volleyball Championship, where she was named to the All-Star team... Played at the 44th AAU Girls' Junior National Volleyball Championship... Member of the High School National Honor Society.*

Personal

Major: Health Sciences
Daughter of: Linnette Ortiz Velez & Gilberto Rivera Cruz
Birthday: May 30

4



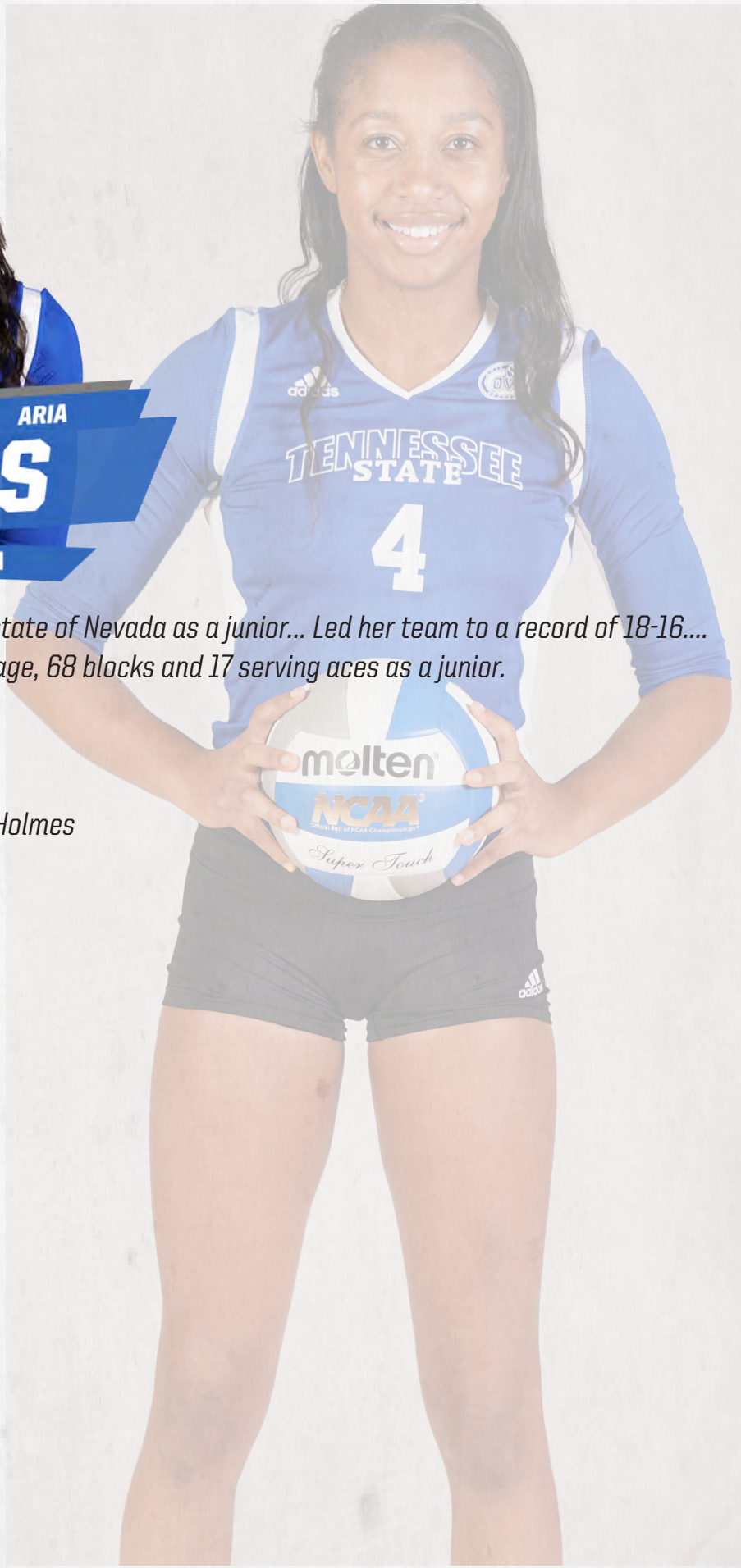

At Sierra Vista HS: *Ranked 26 in the state of Nevada as a junior... Led her team to a record of 18-16.... Posted 192 kills on .367 hitting percentage, 68 blocks and 17 serving aces as a junior.*

Personal

Major: Business Health Administration
Daughter of: Kenya Zimmerman & Errol Holmes
Birthday: May 17



HONORS
2018 All-OVC Preseason Team
2017 Team Captain
adidas® OVC Newcomer of the Week (10/2/17)

As a Junior, 2017 Season: *Made an immediate impact in first season as a Tiger... Started 30 matches as a team captain... Led the team in kills (307), recording a career-high 21 against Eastern Illinois (10/3)... Led the team in total blocks (87), recording a career-high 7 against USC Upstate (8/26) and again versus Belmont (9/26)... Named OVC Newcomer of the Week after recording 39 kills, 13 blocks and a .392 attack percentage in eight sets... Led TSU in kills 13 of 30 matches, and in blocks 15 of 30 matches.*

Panola Junior College, 2015 & 2016 Seasons: *Played first two collegiate seasons at Panola College, a junior college in Carthage, Texas... As a sophomore, helped her team achieve a national number one ranking for three consecutive weeks, and helped the Fillies finish 7th nationally in the final NJCAA rankings... Region XIV Tournament Champion and NJCAA National Tournament Qualifier... Part of team that went 34-4 overall... Named First Team All-Conference as a sophomore... Averaged 2.30 kills and 1.05 blocks per set during the 2016 season... Finished the season with 299 kills and 136 total blocks... As a freshman, earned Second Team All-Conference honors... Helped Panola finish 30-9 overall... Compiled 250 kills and 135 total blocks, averaging 1.88 kills and 1.02 blocks per set in 2015.*

HENDERSON CAREER STATISTICS

			ATTACK					SET		SERVE			DIG			BLOCKING						POINTS	
YEAR	SP	MP-MS	K	K/Set	E	TA	Pct	A	A/Set	SA	SA/Set	SE	RE	Dig	Dig/Set	BS	BA	Total	B/Set	BE	BHE	Points	Pts/Set
2015	PANOLA JUNIOR COLLEGE																						
2016	PANOLA JUNIOR COLLEGE																						
2017	112	30-30	307	2.74	134	792	.218	4	0.04	6	0.05	16	1	67	0.60	16	71	87	0.78	24	0	364.5	3.25
TOTAL	**112**	**30-30**	**307**	**2.74**	**134**	**792**	**.218**	**4**	**0.04**	**6**	**0.05**	**16**	**1**	**67**	**0.60**	**16**	**71**	**87**	**0.78**	**24**	**0**	**364.5**	**3.25**

2017 MATCH BY MATCH

Tennessee State Individual Match-by-Match (as of Dec 06, 2017)
All matches

 # 5 HENDERSON, Rachel

			attack				set			serve				recept				blocking						team	
Date	Opponent	sp	k	e	ta	pct	a	ta	pct	sa	se	ta	pct	re	ta	pct	dig	bs	ba	be	total	bhe	points	hit%	score
Aug 25, 2017	vs Denver	*3	5	2	21	.143	0	-	-	0	2	-	-	0	-	-	6	0	0	0	0.0	0	5.0	.066	0-3
Aug 26, 2017	at Charleston	*4	7	2	18	.278	0	-	-	0	0	-	-	0	-	-	1	0	6	1	6.0	0	10.0	.193	1-3
Aug 26, 2017	vs USC Upstate	*5	14	1	35	.371	1	-	-	0	2	-	-	0	-	-	4	2	5	0	7.0	0	18.5	.185	3-2
Aug 29, 2017	at WKU	*3	8	2	17	.353	0	-	-	0	2	-	-	0	-	-	0	0	0	0	0.0	0	8.0	.072	0-3
Sept 1, 2017	ALCORN STATE	*3	3	2	8	.125	0	-	-	0	0	-	-	0	-	-	2	0	0	0	0.0	0	3.0	.347	3-0
Sep 1, 2017	NEW ORLEANS	*5	14	1	27	.481	1	-	-	0	0	-	-	0	-	-	4	2	1	0	3.0	0	16.5	.222	3-2
Sept 2, 2017	FIU	*4	11	7	30	.133	0	-	-	1	0	-	-	0	-	-	1	2	3	0	5.0	0	15.5	.258	3-1
Sep 08, 2017	at Alabama	*3	5	7	24	-.083	0	-	-	0	1	-	-	0	-	-	3	2	1	2	3.0	0	7.5	-.034	0-3
Sep 08, 2017	vs Furman	*5	18	5	38	.342	0	-	-	1	1	-	-	0	-	-	5	0	4	1	4.0	0	21.0	.193	2-3
Sep 09, 2017	vs Hofstra	*3	5	3	17	.118	0	-	-	1	0	-	-	0	-	-	0	1	0	1	1.0	0	7.0	.072	0-3
Sep 15	vs Washington State	*3	3	4	16	-.062	1	-	-	1	0	-	-	0	-	-	2	1	1	1	2.0	0	5.5	.033	0-3
Sep 16	vs Illinois	*3	8	0	22	.364	0	-	-	0	1	-	-	0	-	-	0	0	2	0	2.0	0	9.0	.073	0-3
Sep 16	at Missouri State	*3	9	2	22	.318	0	-	-	0	0	-	-	0	-	-	1	0	1	2	1.0	0	9.5	.147	0-3
Sep 22, 2017	EKU	*4	13	5	36	.222	0	-	-	0	0	-	-	0	-	-	1	0	3	0	3.0	0	14.5	.177	1-3
Sep 23, 2017	MOREHEAD	*4	7	5	24	.083	0	-	-	1	2	-	-	1	-	-	5	0	5	1	5.0	0	10.5	.282	3-1
Sep 26, 2017	at Belmont Bruins	*4	18	6	34	.353	0	-	-	0	2	-	-	0	-	-	2	0	7	0	7.0	0	21.5	.088	1-3
Sep 30, 2017	at Eastern Illinois	*4	21	4	40	.425	0	-	-	0	2	-	-	0	-	-	2	3	3	0	6.0	0	25.5	.222	1-3
Oct 06, 2017	at Jacksonville State	*5	18	12	45	.133	0	-	-	1	0	-	-	0	-	-	2	0	3	1	3.0	0	20.5	.164	2-3
Oct 07, 2017	at Tennessee Tech	*3	7	5	24	.083	0	-	-	0	0	-	-	0	-	-	1	0	3	2	3.0	0	8.5	.122	3-0
Oct 13, 2017	SEMO	*3	12	5	29	.241	0	-	-	0	0	-	-	0	-	-	0	2	1	2	3.0	0	14.5	.192	0-3
Oct 14, 2017	UTM	*4	12	6	29	.207	0	-	-	0	0	-	-	0	-	-	4	0	3	1	3.0	0	13.5	.113	1-3
Oct 20, 2017	at Austin Peay	*4	8	2	19	.316	0	-	-	0	0	-	-	0	-	-	4	0	4	3	4.0	0	10.0	.167	1-3
Oct 21, 2017	at Murray State	*3	11	7	30	.133	0	-	-	0	0	-	-	0	-	-	2	0	0	1	0.0	0	11.0	.121	0-3
Oct 25, 2017	at Middle Tennessee	*3	13	5	26	.308	0	-	-	0	0	-	-	0	-	-	4	0	0	0	0.0	0	13.0	.356	0-3
Oct 27, 2017	at MOREHEAD	*4	12	5	29	.241	0	-	-	0	0	-	-	0	-	-	2	1	3	0	4.0	0	14.5	.139	1-3
Oct 28, 2017	at EKU	*4	6	7	37	-.027	0	-	-	0	0	-	-	0	-	-	1	0	1	0	1.0	0	6.5	.032	1-3
Oct 31, 2017	BELMONT BRUINS	*3	10	6	20	.200	0	-	-	0	0	-	-	0	-	-	1	0	4	1	4.0	0	12.0	.112	3-0
Nov 04, 2017	SIUE	*3	4	4	17	.000	0	-	-	0	0	-	-	0	-	-	1	0	1	1	1.0	0	4.5	.153	0-3
Nov 11, 2017	JACKSONVILLE STATE	*5	15	7	34	.235	0	-	-	0	0	-	-	0	-	-	2	0	2	3	2.0	0	16.0	.217	2-3
Nov 10, 2017	TENNESSEE TECH	*5	10	5	24	.208	1	-	-	0	1	-	-	0	-	-	4	0	4	0	4.0	0	12.0	.207	2-3
Totals		112	307	134	792	.218	4	-	-	6	16	-	-	1	-	-	67	16	71	24	87.0	0	364.5		

Sets played: 112
Kills per set: 2.74
Assists per set: 0.04

Service aces per set: 0.05
Digs per set: 0.60
Blocks per set: 0.78

Points per set: 3.25

North Crowley HS: *Played for North Crowley High School in Ft. Worth, Texas... Was named 1st Team All-District 2013 and 2014... As a senior in 2014, was named Blocker of the Year and served as captain.*

Personal

Major: Health Science
Daughter of: George and Melissa Henderson
Birthday: June 18th

2017 MATCH & CAREER HIGHS

Kills	**21 vs. Eastern illinois (10/3)**
Career	**21 vs. Eastern illinois (10/3)**
Assists	**1 vs. USC Upstate (8/26)**
Career	1 vs. USC Upstate (8/26)
Digs	**6 vs.** Denver (8/25)
Career	6 vs. Denver (8/25)
Blocks	**7 vs. USC Upstate (8/26)**
Career	7 vs. USC Upstate (8/26)
Aces	1 vs. FIU (9/2)
Career	1 vs. FIU (9/2)



At John A. Logan College, 2017 season: *Averaged 1.88 kills and 2.43 digs per set and recorded 53 blocks and 37 service aces in 88 sets... Helped the Vols claim the Great Rivers Athletic Conference regular-season title.*

At Hillsboro: *All-District and All-Region honors junior and senior seasons... Played club for Club West under former Tiger Erika Moss and Jaime Cooper.*

Personal

Major: Computer Science
Daughter of: LaRita Grady & Kevin Lampkin
Birthday: October 27

GRADY CAREER STATISTICS

			ATTACK					SET		SERVE				DIG		BLOCKING						POINTS	
YEAR	SP	MP-MS	K	K/Set	E	TA	Pct	A	A/Set	SA	SA/Set	SE	RE	Dig	Dig/Set	BS	BA	Total	B/Set	BE	BHE	Points	Pts/Set
2017	JOHN A. LOGAN COLLEGE																						
TOTAL	**0**	**0-0**	**0**	**0.00**	**0**	**0**	**.000**	**0**	**0.00**	**0**	**0.00**	**0**	**0**	**0**	**0.00**	**0**	**0**	**0**	**0.00**	**0**	**0**	**0.0**	**0.00**



Hutchinson CC, 2016 Season: *Played sophomore year at Hutchinson Community College, a junior college in Kansas... Named All-Kansas Jayhawk Community College Conference First Team All-Region VI... Helped lead Hutchinson to a 25-12 overall record... Posted 174 kills while registering a hitting percentage of .336... Also contributed 15 solo blocks and 121 block assists... Won the team's Most Inspirational Award.*

North Idaho College, 2015 Season: *Spent freshman season at North Idaho College.*

Taylorsville HS: *Played volleyball for Taylorsville High School in Utah... As a senior, won the team's Leadership Award and Most Improved Award.*

Personal

Major: Business
Daughter of: Iki & Okaneti Tonga
Birthday: July 4

FIHAKI CAREER STATISTICS

			ATTACK					SET		SERVE			DIG			BLOCKING					POINTS	
YEAR	SP	MP-MS	K	K/Set	E	TA	Pct	A	A/Set	SA	SA/Set	SE	RE	Dig	Dig/Set	BS	BA	Total	B/Set	BE	BHE	Points	Pts/Set
2015	NORTH IDAHO COLLEGE																						
2016	HUTCHINSON COLLEGE																						



HONORS
2017-18 OVC Commissioner's Honor Roll (3.25+ GPA)
2016-17 OVC Commissioner's Honor Roll (3.25+ GPA)

As a Sophomore, 2017 season: *Played in all 30 matches, starting 17... Third on the team in service aces (24)... Fourth on the team in digs (247)... Has a career-high 16 digs against Morehead (9/23), and career-high 3 aces in the sweep of Alcorn State (9/1)... Earned a spot on the Ohio Valley Conference Commissioner's Honor Roll (3.25+ GPA).*

As a Freshman, 2016 season: *Played in 14 matches during the season...Had a career high 9 digs against Chattanooga (9/17)...Recorded 6 service aces during the season...Missed multiple games due to injuries... Earned a spot on the OVC Commissioner's Honor Roll (3.25+ GPA).*

At Houston HS: *Four-year letterwinner for the Houston High School volleyball team... Helped lead team to the State Tournament all four years... Won four Regional Championships and four District Championships... Earned All-Region, All-Selection, All-District and Defensive Player of the Year awards as a junior... Received All-District Team and All-District Tournament Team and Regional Tournament MVP honors during senior year... Played club volleyball for the Memphis Juniors, ranked fourth in the state of Tennessee... Honor Roll student in the classroom.*

HAYES CAREER STATISTICS

			ATTACK					SET		SERVE				DIG		BLOCKING					POINTS	
YEAR	SP	MP-MS	K	K/Set	E	TA	Pct	A	A/Set	SA	SA/Set	SE	RE	Dig	Dig/Set	BS	BA	Total	B/Set	BE	BHE	Points	Pts/Set
2016	37	14-0	0	0.00	0	7	.000	0	0.00	6	0.16	15	2	24	0.65	1	1	2	0.05	0	0	7.5	0.19
2017	112	30-17	2	0.02	1	23	.043	20	0.18	24	0.21	30	37	247	2.21	0	0	0	0.00	0	0	26.0	0.23
TOTAL	**149**	**44-17**	**2**	**0.02**	**1**	**30**	**.043**	**20**	**0.18**	**30**	**0.19**	**45**	**39**	**271**	**1.43**	**1**	**1**	**2**	**0.03**	**0**	**0**	**33.5**	**0.22**

2017 MATCH BY MATCH

Tennessee State Individual Match-by-Match (as of Dec 06, 2017)
All matches

 # 8 HAYES, Kylie

			attack				set			serve				recept				blocking						team	
Date	Opponent	sp	k	e	ta	pct	a	ta	pct	sa	se	ta	pct	re	ta	pct	dig	bs	ba	be	total	bhe	points	hit%	score
Aug 25, 2017	vs Denver	3	0	0	1	.000	1	-	-	0	0	-	-	1	-	-	5	0	0	0	0.0	0	0.0	.066	0-3
Aug 26, 2017	at Charleston	*4	0	0	0	.000	0	-	-	1	2	-	-	2	-	-	12	0	0	0	0.0	0	1.0	.193	1-3
Aug 26, 2017	vs USC Upstate	*5	0	0	0	.000	1	-	-	2	0	-	-	3	-	-	14	0	0	0	0.0	0	2.0	.185	3-2
Aug 29, 2017	at WKU	*3	0	0	1	.000	0	-	-	0	1	-	-	1	-	-	4	0	0	0	0.0	0	0.0	.072	0-3
Sept 1, 2017	ALCORN STATE	*3	1	0	1	1.000	3	-	-	3	1	-	-	0	-	-	8	0	0	0	0.0	0	4.0	.347	3-0
Sep 1, 2017	NEW ORLEANS	*5	1	0	3	.333	2	-	-	2	0	-	-	1	-	-	10	0	0	0	0.0	0	3.0	.222	3-2
Sept 2, 2017	FIU	*4	0	0	2	.000	2	-	-	1	0	-	-	2	-	-	11	0	0	0	0.0	0	1.0	.258	3-1
Sep 08, 2017	at Alabama	*3	0	0	0	.000	0	-	-	0	0	-	-	1	-	-	3	0	0	0	0.0	0	0.0	-.034	0-3
Sep 08, 2017	vs Furman	*5	0	0	4	.000	0	-	-	1	2	-	-	0	-	-	5	0	0	0	0.0	0	1.0	.193	2-3
Sep 09, 2017	vs Hofstra	3	0	0	0	.000	0	-	-	1	0	-	-	2	-	-	7	0	0	0	0.0	0	1.0	.072	0-3
Sep 15	vs Washington State	*3	0	0	1	.000	1	-	-	1	1	-	-	2	-	-	5	0	0	0	0.0	0	1.0	.033	0-3
Sep 16	vs Illinois	*3	0	0	0	.000	0	-	-	0	0	-	-	1	-	-	4	0	0	0	0.0	0	0.0	.073	0-3
Sep 16	at Missouri State	3	0	0	0	.000	0	-	-	0	1	-	-	1	-	-	7	0	0	0	0.0	0	0.0	.147	0-3
Sep 22, 2017	EKU	4	0	0	0	.000	1	-	-	0	1	-	-	0	-	-	3	0	0	0	0.0	0	0.0	.177	1-3
Sep 23, 2017	MOREHEAD	*4	0	0	2	.000	0	-	-	0	4	-	-	0	-	-	16	0	0	0	0.0	0	0.0	.282	3-1
Sep 26, 2017	at Belmont Bruins	*4	0	0	0	.000	0	-	-	1	2	-	-	2	-	-	9	0	0	0	0.0	0	1.0	.088	1-3
Sep 30, 2017	at Eastern Illinois	*4	0	1	2	-.500	3	-	-	2	1	-	-	1	-	-	10	0	0	0	0.0	0	2.0	.222	1-3
Oct 06, 2017	at Jacksonville State	*5	0	0	2	.000	0	-	-	0	1	-	-	0	-	-	11	0	0	0	0.0	0	0.0	.164	2-3
Oct 07, 2017	at Tennessee Tech	*3	0	0	0	.000	0	-	-	0	0	-	-	0	-	-	7	0	0	0	0.0	0	0.0	.122	3-0
Oct 13, 2017	SEMO	*3	0	0	1	.000	0	-	-	0	1	-	-	0	-	-	8	0	0	0	0.0	0	0.0	.192	0-3
Oct 14, 2017	UTM	*4	0	0	0	.000	1	-	-	2	1	-	-	1	-	-	8	0	0	0	0.0	0	2.0	.113	1-3
Oct 20, 2017	at Austin Peay	4	0	0	2	.000	1	-	-	2	1	-	-	3	-	-	11	0	0	0	0.0	0	2.0	.167	1-3
Oct 21, 2017	at Murray State	3	0	0	0	.000	0	-	-	0	1	-	-	0	-	-	12	0	0	0	0.0	0	0.0	.121	0-3
Oct 25, 2017	at Middle Tennessee	3	0	0	0	.000	1	-	-	0	3	-	-	3	-	-	3	0	0	0	0.0	0	0.0	.356	0-3
Oct 27, 2017	at MOREHEAD	4	0	0	0	.000	0	-	-	0	2	-	-	4	-	-	6	0	0	0	0.0	0	0.0	.139	1-3
Oct 28, 2017	at EKU	4	0	0	0	.000	0	-	-	1	1	-	-	3	-	-	13	0	0	0	0.0	0	1.0	.032	1-3
Oct 31, 2017	BELMONT BRUINS	3	0	0	0	.000	1	-	-	1	1	-	-	1	-	-	8	0	0	0	0.0	0	1.0	.112	3-0
Nov 04, 2017	SIUE	3	0	0	1	.000	0	-	-	0	0	-	-	1	-	-	5	0	0	0	0.0	0	0.0	.153	0-3
Nov 11, 2017	JACKSONVILLE STATE	5	0	0	0	.000	0	-	-	1	0	-	-	0	-	-	10	0	0	0	0.0	0	1.0	.217	2-3
Nov 10, 2017	TENNESSEE TECH	5	0	0	0	.000	2	-	-	2	2	-	-	1	-	-	12	0	0	0	0.0	0	2.0	.207	2-3
Totals		112	2	1	23	.043	20	-	-	24	30	-	-	37	-	-	247	0	0	0	0.0	0	26.0		

Sets played: 112
Kills per set: 0.02
Assists per set: 0.18

Service aces per set: 0.21
Digs per set: 2.21
Blocks per set: 0.00

Points per set: 0.23

Personal

Major: Communications
Daughter of: Tim and Beverly Hayes
Birthday: June 13

2017 MATCH & CAREER HIGHS

Kills	**1 vs. Alcorn State (9/1)**
Career	**1 vs. Alcorn State (9/1)**
Assists	**3 vs. Alcorn State (9/1)**
Career	**3 vs. Alcorn State (9/1)**
Digs	**16 vs. Morehead St (10/23)**
Career	**16 vs. Morehead St (10/23)**
Blocks	
Career	**1 vs.** TN Tech (9/28/16)
Aces	3 vs. Alcorn St (9/1)
Career	3 vs. Alcorn St (9/1)



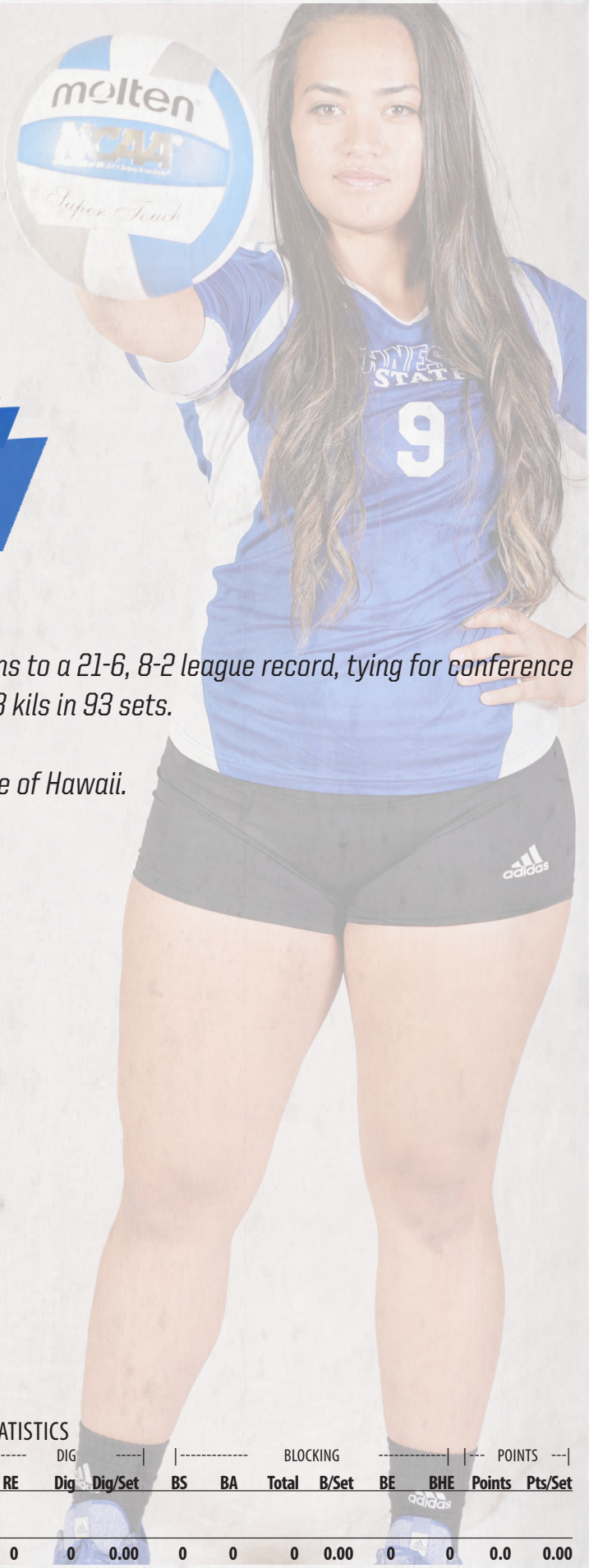

At Salt Lake CC, 2016-2017 Season: *Led the Bruins to a 21-6, 8-2 league record, tying for conference lead... Recorded 559 assists, 184 digs, 22 aces and 13 kils in 93 sets.*

At Kahuku HS: *Ranked 25 by Max Preps for the state of Hawaii.*

Personal

Major: Health Sciences
Daughter of: David & Kelli Te'o
Birthday: October 29

TE'O CAREER STATISTICS

			ATTACK					SET		SERVE				DIG		BLOCKING						POINTS	
YEAR	SP	MP-MS	K	K/Set	E	TA	Pct	A	A/Set	SA	SA/Set	SE	RE	Dig	Dig/Set	BS	BA	Total	B/Set	BE	BHE	Points	Pts/Set
2016	SALT LAKE CC																						
2017	SALT LAKE CC																						
TOTAL	**0**	**0-0**	**0**	**0.00**	**0**	**0**	**.000**	**0**	**0.00**	**0**	**0.00**	**0**	**0**	**0**	**0.00**	**0**	**0**	**0**	**0.00**	**0**	**0**	**0.0**	**0.00**

10





At Antioch HS: *Named to the All-District team... Awarded Antioch's MVP title... Played club for Club West under former Tigers Erika Moss and Jaime Cooper.*

Personal

Major: Undecided
Daughter of: Lisa Njie & Makaya Njie
Birthday: January 10

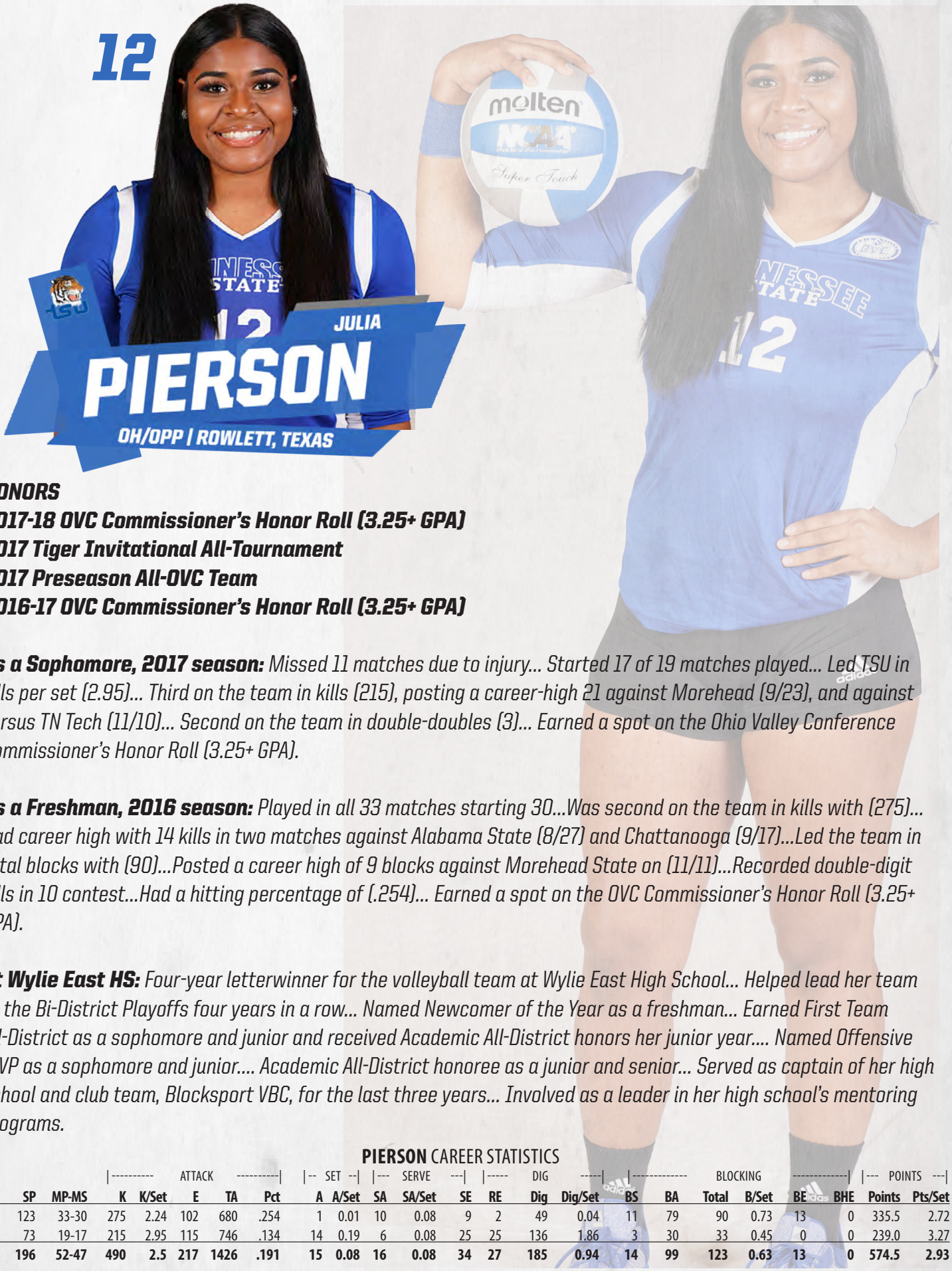

HONORS
2017-18 OVC Commissioner's Honor Roll (3.25+ GPA)
2017 Tiger Invitational All-Tournament
2017 Preseason All-OVC Team
2016-17 OVC Commissioner's Honor Roll (3.25+ GPA)

As a Sophomore, 2017 season: *Missed 11 matches due to injury... Started 17 of 19 matches played... Led TSU in kills per set (2.95)... Third on the team in kills (215), posting a career-high 21 against Morehead (9/23), and against versus TN Tech (11/10)... Second on the team in double-doubles (3)... Earned a spot on the Ohio Valley Conference Commissioner's Honor Roll (3.25+ GPA).*

As a Freshman, 2016 season: *Played in all 33 matches starting 30...Was second on the team in kills with (275)... Had career high with 14 kills in two matches against Alabama State (8/27) and Chattanooga (9/17)...Led the team in total blocks with (90)...Posted a career high of 9 blocks against Morehead State on (11/11)...Recorded double-digit kills in 10 contest...Had a hitting percentage of (.254)... Earned a spot on the OVC Commissioner's Honor Roll (3.25+ GPA).*

At Wylie East HS: *Four-year letterwinner for the volleyball team at Wylie East High School... Helped lead her team to the Bi-District Playoffs four years in a row... Named Newcomer of the Year as a freshman... Earned First Team All-District as a sophomore and junior and received Academic All-District honors her junior year.... Named Offensive MVP as a sophomore and junior.... Academic All-District honoree as a junior and senior... Served as captain of her high school and club team, Blocksport VBC, for the last three years... Involved as a leader in her high school's mentoring programs.*

PIERSON CAREER STATISTICS

			ATTACK					SET			SERVE			DIG		BLOCKING					POINTS	
YEAR	SP	MP-MS	K	K/Set	E	TA	Pct	A	A/Set	SA	SA/Set	SE	RE	Dig	Dig/Set	BS	BA	Total	B/Set	BE	BHE	Points	Pts/Set
2016	123	33-30	275	2.24	102	680	.254	1	0.01	10	0.08	9	2	49	0.04	11	79	90	0.73	13	0	335.5	2.72
2017	73	19-17	215	2.95	115	746	.134	14	0.19	6	0.08	25	25	136	1.86	3	30	33	0.45	0	0	239.0	3.27
TOTAL	**196**	**52-47**	**490**	**2.5**	**217**	**1426**	**.191**	**15**	**0.08**	**16**	**0.08**	**34**	**27**	**185**	**0.94**	**14**	**99**	**123**	**0.63**	**13**	**0**	**574.5**	**2.93**

2017 MATCH BY MATCH

Tennessee State Individual Match-by-Match (as of Dec 06, 2017)
All matches

#12 PIERSON, Julia

			attack				set			serve				recept				blocking					team		
Date	Opponent	sp	k	e	ta	pct	a	ta	pct	sa	se	ta	pct	re	ta	pct	dig	bs	ba	be	total	bhe	points	hit%	score
Aug 25, 2017	vs Denver	*3	5	12	35	-.200	1	-	-	0	2	-	-	2	-	-	7	0	0	0	0.0	0	5.0	.066	0-3
Aug 26, 2017	at Charleston	*4	14	5	53	.170	0	-	-	0	1	-	-	0	-	-	7	0	4	0	4.0	0	16.0	.193	1-3
Aug 26, 2017	vs USC Upstate	*5	16	10	71	.085	2	-	-	0	2	-	-	2	-	-	11	0	4	0	4.0	0	18.0	.185	3-2
Aug 29, 2017	at WKU	3	4	5	18	-.056	1	-	-	0	1	-	-	0	-	-	4	0	2	0	2.0	0	5.0	.072	0-3
Sept 1, 2017	ALCORN STATE	*3	11	1	25	.400	2	-	-	1	2	-	-	0	-	-	6	0	0	0	0.0	0	12.0	.347	3-0
Sep 1, 2017	NEW ORLEANS	*5	20	11	59	.153	1	-	-	1	3	-	-	0	-	-	8	0	1	0	1.0	0	21.5	.222	3-2
Sept 2, 2017	FIU	*4	13	5	51	.157	1	-	-	0	0	-	-	2	-	-	9	0	1	0	1.0	0	13.5	.258	3-1
Sep 08, 2017	at Alabama	*3	5	9	35	-.114	1	-	-	0	1	-	-	0	-	-	10	1	1	0	2.0	0	6.5	-.034	0-3
Sep 08, 2017	vs Furman	*5	14	5	48	.188	2	-	-	1	1	-	-	3	-	-	10	0	4	0	4.0	0	17.0	.193	2-3
Sep 15	vs Washington State	*3	9	5	29	.138	0	-	-	0	1	-	-	2	-	-	3	0	3	0	3.0	0	10.5	.033	0-3
Sep 16	vs Illinois	*3	5	6	28	-.036	0	-	-	1	1	-	-	2	-	-	15	1	2	0	3.0	0	8.0	.073	0-3
Sep 16	at Missouri State	*3	11	9	39	.051	1	-	-	0	1	-	-	1	-	-	3	0	1	0	1.0	0	11.5	.147	0-3
Sep 22, 2017	EKU	*4	15	5	34	.294	1	-	-	0	1	-	-	2	-	-	5	0	2	0	2.0	0	16.0	.177	1-3
Sep 23, 2017	MOREHEAD	*4	21	3	52	.346	0	-	-	0	2	-	-	2	-	-	16	0	1	0	1.0	0	21.5	.282	3-1
Sep 26, 2017	at Belmont Bruins	*4	5	4	31	.032	0	-	-	0	3	-	-	1	-	-	7	0	1	0	1.0	0	5.5	.088	1-3
Sep 30, 2017	at Eastern Illinois	*4	10	5	36	.139	0	-	-	1	2	-	-	5	-	-	7	0	0	0	0.0	0	11.0	.222	1-3
Nov 04, 2017	SIUE	*3	7	2	21	.238	0	-	-	1	1	-	-	0	-	-	1	1	1	0	2.0	0	9.5	.153	0-3
Nov 11, 2017	JACKSONVILLE STATE	*5	9	4	33	.152	0	-	-	0	0	-	-	1	-	-	4	0	0	0	0.0	0	9.0	.217	2-3
Nov 10, 2017	TENNESSEE TECH	5	21	9	48	.250	1	-	-	0	0	-	-	0	-	-	3	0	2	0	2.0	0	22.0	.207	2-3
		73	215	115	746	.134	14	-	-	6	25	-	-	25	-	-	136	3	30	0	33.0	0	239.0		

Sets played: 73
Kills per set: 2.95
Assists per set: 0.19

Service aces per set: 0.08
Digs per set: 1.86
Blocks per set: 0.45

Points per set: 3.27

Personal

Major: Psychology
Daughter of: Christopher and Stephanie Pierson
Birthday: Dec. 26

2017 MATCH & CAREER HIGHS

Kills	**21 vs. Morehead St (9/23)**
Career	**21 vs. Morehead St (9/23)**
Assists	**2 vs. USC Upstate (8/26)**
Career	**2 vs. USC Upstate (8/26)**
Digs	**16 vs. Morehead St (9/23)**
Career	**16 vs. Morehead St (9/23)**
Blocks	**4 vs. USC Upstate (8/26)**
Career	6 vs. Appalachian St (9/17/16)
Aces	**1 vs. Alcorn St (9/1)**
Career	2 vs. Wright St (9/10/16)

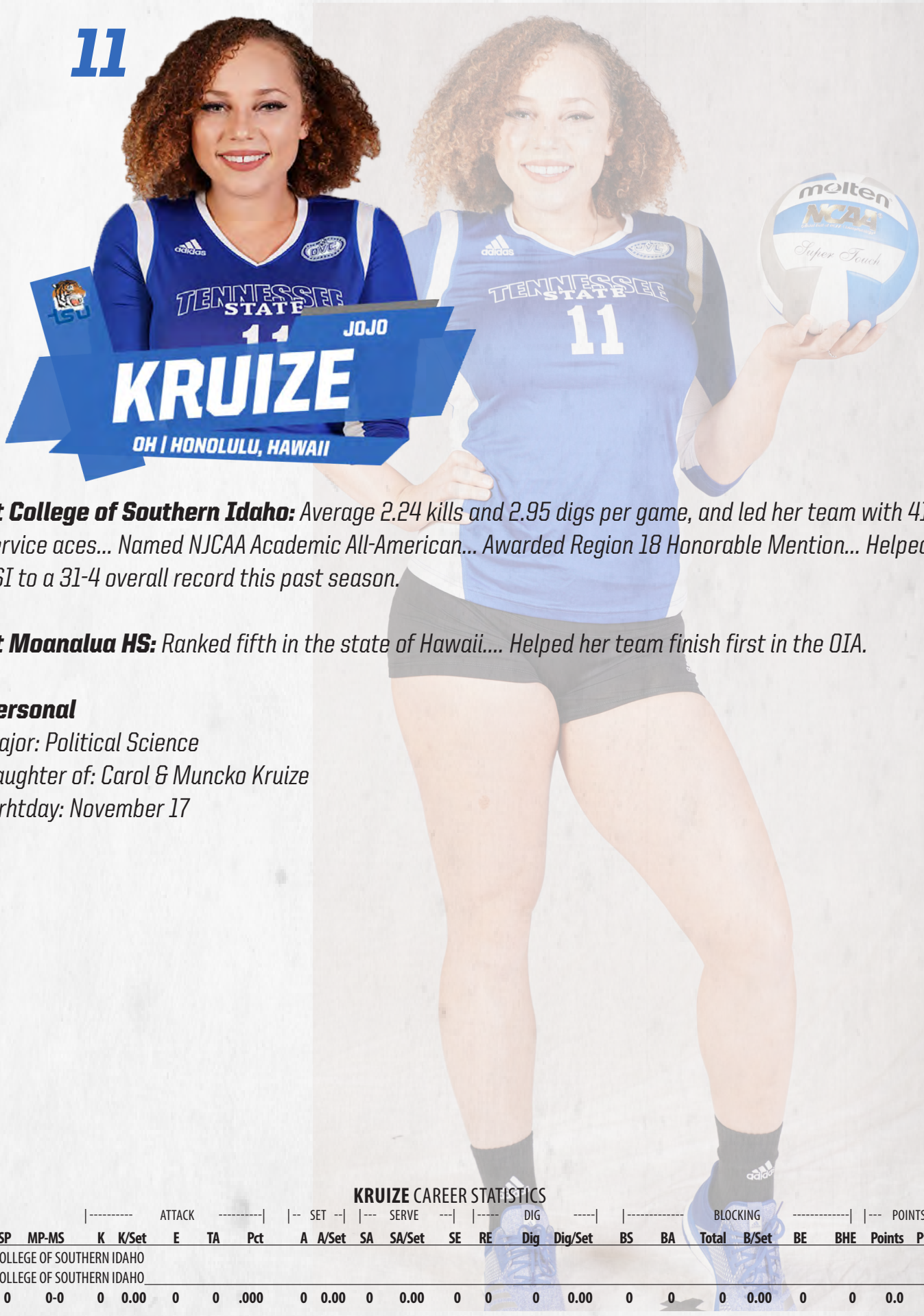

At College of Southern Idaho: *Average 2.24 kills and 2.95 digs per game, and led her team with 41 service aces... Named NJCAA Academic All-American... Awarded Region 18 Honorable Mention... Helped CSI to a 31-4 overall record this past season.*

At Moanalua HS: *Ranked fifth in the state of Hawaii.... Helped her team finish first in the OIA.*

Personal

Major: Political Science
Daughter of: Carol & Muncko Kruize
Birhtday: November 17

KRUIZE CAREER STATISTICS

			ATTACK				SET		SERVE				DIG				BLOCKING				POINTS	
YEAR	SP	MP-MS	K	K/Set	E	TA	Pct	A	A/Set	SA	SA/Set	SE	RE	Dig	Dig/Set	BS	BA	Total	B/Set	BE	BHE	Points	Pts/Set
2016	COLLEGE OF SOUTHERN IDAHO																						
2017	COLLEGE OF SOUTHERN IDAHO																						
TOTAL	**0**	**0-0**	**0**	**0.00**	**0**	**0**	**.000**	**0**	**0.00**	**0**	**0.00**	**0**	**0**	**0**	**0.00**	**0**	**0**	**0**	**0.00**	**0**	**0**	**0.0**	**0.00**

15





At Murphy HS: *Helped the Panthers as a libero for three years before moving to setter at the end of junior season... As a junior helped the team to a 13-5 overall, 4-1 tournament record... Murphy progressed to the state championship three times during Marshall's tenure... Named All-County her final two seasons... Named Gulf Coast POW as a junior for her performance during the state tournament... Played club for Mobile Storm freshman and sophomore years.*

Personal

Major: Pre-Veterinary Sciences
Parents: Anthony and Eugenia Marshall
Birthday: October 16

2017 YEAR IN REVIEW

2017 FINAL OVC STANDINGS

SCHOOL	CONF	CPCT.	OVERALL	PCT.	HOME	AWAY	NEUTRAL
Austin Peay	14-2	0.875	30-6	0.833	12-3	12-3	6-0
SIUE	13-3	0.813	23-7	0.767	12-2	7-3	4-2
Murray State	12-4	0.750	22-9	0.710	8-1	6-5	8-3
Eastern Kentucky	10-6	0.625	13-19	0.406	5-4	6-8	2-7
Jacksonville State	9-7	0.563	23-13	0.639	12-1	6-8	5-4
Belmont	9-7	0.563	14-15	0.483	9-5	2-7	3-3
Eastern Illinois	8-8	0.500	15-15	0.500	8-6	4-7	3-2
Southeast Missouri	6-10	0.375	11-20	0.355	8-4	2-11	1-5
Morehead State	5-11	0.313	14-15	0.483	8-7	3-7	3-1
UT Martin	5-11	0.313	11-18	0.379	4-4	2-10	5-4
Tennessee State	3-13	0.188	7-23	0.233	5-6	1-12	1-5
Tennessee Tech	2-14	0.125	4-24	0.143	1-8	2-10	1-6

2017 ALL-OVC TEAMS AND AWARDS

OVC MAJOR AWARDS

Player of the Year: Ashley Slay, Austin Peay
Freshman of the Year: Katirah Johnson, Murray State
Defensive Player of the Year: Chloe Rojas, Eastern Kentucky
Setter of the Year: Kristen Stucker, Austin Peay
Coach of the Year: Taylor Mott, Austin Peay

ALL-OVC FIRST TEAM

Ashley Slay, Austin Peay
Arianna Person, Belmont
Taylor Joens, SIUE
Kristen Stucker, Austin Peay
Jemima Idemudia, UT Martin
Allyson Zuhlke, Jacksonville State
Celina Sanks, Eastern Kentucky
Nzingha Clark, Southeast Missouri
Taylor Smith, Eastern Illinois
Chloe Rojas, Eastern Kentucky
Rachel Giustino, Murray State
Rachel Holthaus, Murray State
Allie Hueston, Eastern Illinois
Krissa Gearring, Southeast Missouri

ALL-OVC SECOND TEAM

Ashley Witt, SIUE
Christina White, Austin Peay
Cassie Knutson, Eastern Kentucky
Katirah Johnson, Murray State
Kirsten Brugere, Tennessee Tech
Samantha Beltran, Tennessee State
Brooke Moore, Austin Peay

2017 OVC TOURNAMENT
RACER ARENA - MURRAY, KY

FIRST ROUND: THURSDAY, NOVEMBER 16, 2017
Match 1: #3 Murray State 3, #6 Jacksonville State 1
Match 2: # 7 Eastern Illinois 3, #2 SIUE 1
Match 3: #4 Eastern Kentucky 3, #5 Belmont 2
Match 4: #1 Austin Peay 3, #8 SEMO 0

SEMIFINALS: FRIDAY, NOVEMBER 17, 2017
Match 5: #3 Murray State 3, #7 Eastern Illinois 1
Match 6: #1 Austin Peay 3, #5 Eastern Kentucky 1

CHAMPIONSHIP: SATURDAY, NOVEMBER 18, 2017
Match 7: #1 Austin Peay 3, #2 Murray State 2

2017 TSU IN THE OVC - RETURNERS ONLY

Category	Rank	##
Hitting Percentage	11th	.160
Opp. Hitting Percentage	11th	.230
Assists Per Set	11th	10.61
Kills Per Set	12th	11.32
Blocks Per Set	10th	1.53
Service Aces Per Set	8th	1.07
Digs Per Set	6th	15.38
Julia Pierson		
Hitting Percentage	10th	.254

2017 FINAL STATISTICS

RECORD:	OVERALL	HOME	AWAY	NEUTRAL
ALL GAMES	7-23	5-6	1-12	1-5
CONFERENCE	3-13	2-6	1-7	0-0
NON-CONFERENCE	4-10	3-0	0-5	1-5

			Attack					Set		Serve				Dig		Blocking						
##	Player	sp	k	k/s	e	ta	pct	a	a/s	sa	se	sa/s	re	dig	dig/s	bs	ba	total	blk/s	be	bhe	points
1	EVANS, Maya	108	169	1.56	63	443	.239	4	0.04	1	4	0.01	0	30	0.28	12	54	66	0.61	6	0	209.0
2	EVANS, Megan	39	9	0.23	3	25	.240	135	3.46	4	10	0.10	0	44	1.13	0	0	0	0.00	1	10	13.0
3	CETINOZ, Mine	38	0	0.00	1	1	-1.000	1	0.03	5	6	0.13	3	23	0.61	0	0	0	0.00	0	0	5.0
4	ADORNO-DEJESUS, C	112	1	0.01	0	9	.111	91	0.81	9	8	0.08	32	509	4.54	0	1	1	0.01	0	0	10.5
5	HENDERSON, Rachel	112	307	2.74	134	792	.218	4	0.04	6	16	0.05	1	67	0.60	16	71	87	0.78	24	0	364.5
6	BELTRAN, Samantha	112	109	0.97	45	362	.177	881	7.87	25	40	0.22	2	273	2.44	2	27	29	0.26	4	22	149.5
8	HAYES, Kylie	112	2	0.02	1	23	.043	20	0.18	24	30	0.21	37	247	2.21	0	0	0	0.00	0	0	26.0
9	ROBERTS, Katora	109	250	2.29	103	612	.240	2	0.02	0	0	0.00	0	15	0.14	12	38	50	0.46	24	2	281.0
10	JOHNSON, Alexis	107	154	1.44	109	538	.084	1	0.01	3	6	0.03	2	41	0.38	1	22	23	0.21	4	0	169.0
11	SWANN, Sydney	63	37	0.59	42	213	-.023	3	0.05	5	6	0.08	10	61	0.97	0	7	7	0.11	2	1	45.5
12	PIERSON, Julia	73	215	2.95	115	746	.134	14	0.19	6	25	0.08	25	136	1.86	3	30	33	0.45	0	0	239.0
13	WILSON, Curstyn	112	15	0.13	28	128	-.102	32	0.29	32	44	0.29	43	276	2.46	0	0	0	0.00	0	1	47.0
	TEAM	-	-	-	-	-	-	-	-	-	-	-	10	-	-	-	-	-	-	-	-	-
	TENNESSEE STATE	112	1268	11.32	644	3892	.160	1188	10.61	120	195	1.07	165	1722	15.38	46	250	171.0	1.53	65	36	1559.0
	Opponents	112	1473	13.15	544	4043	.230	1340	11.96	165	232	1.47	120	1711	15.28	49	287	192.5	1.72	52	38	1830.5

Team Statistics	TSU	OPP
ATTACK		
Kills	1268	1473
Errors	644	544
Total Attacks	3892	4043
Attack Pct	.160	.230
Kills/Set	11.3	13.2
SET		
Assists	1188	1340
Assists/Set	10.6	12.0
SERVE		
Aces	120	165
Errors	195	232
Aces/Set	1.1	1.5
SERVE RECEPTIONS		
Errors	165	120
Errors/Set	1.5	1.1
DEFENSE		
Digs	1722	1711
Digs/Set	15.4	15.3
BLOCKING		
Block Solo	46	49
Block Assist	250	287
Total Blocks	171.0	192.5
Blocks/Set	1.5	1.7
Block Errors	65	52
Ball handling errors	36	38
ATTENDANCE		
Total	2268	3958
Dates/Avg Per Date	11/206	13/304
Neutral site #/Avg	6/136	
Current win streak	0	-
Home win streak	0	-

Date	Opponent		Score	Score by set	Att.
Aug 25	vs Denver	L	0-3	17-25,22-25,10-25	422
Aug 26	at Charleston	L	1-3	25-23,15-25,18-25,12-25	382
Aug 26	vs USC Upstate	W	3-2	27-25,24-26,23-25,25-14,15-10	231
Aug 29	at #24 WKU	L	0-3	12-25,15-25,15-25	476
Sept 1	ALCORN STATE	W	3-0	25-8,25-18,25-14	165
Sep 1	NEW ORLEANS	W	3-2	25-14,21-25,14-25,25-22,15-11	259
Sept 2	FIU	W	3-1	23-25,25-16,26-24,25-22	233
Sep 08	at Alabama	L	0-3	14-25,20-25,20-25	102
Sep 08	vs Furman	L	2-3	23-25,25-23,17-25,27-25,6-15	0
Sep 09	vs Hofstra	L	0-3	16-25,21-25,16-25	0
Sep 15	vs Washington State	L	0-3	18-25,15-25,17-25	79
Sep 16	vs Illinois	L	0-3	15-25,18-25,12-25	85
Sep 16	at Missouri State	L	0-3	18-25,10-25,17-25	821
*Sep 22	EKU	L	1-3	16-25,25-16,25-27,14-25	153
*Sep 23	MOREHEAD	W	3-1	25-20,25-19,23-25,25-22	275
*Sep 26	at Belmont Bruins	L	1-3	16-25,18-25,25-21,22-25	339
*Sep 30	at Eastern Illinois	L	1-3	15-25,22-25,25-23,15-25	225
*Oct 06	at Jacksonville State	L	2-3	25-23,25-19,21-25,18-25,13-15	314
*Oct 07	at Tennessee Tech	W	3-0	25-21,25-20,25-19	263
*Oct 13	SEMO	L	0-3	19-25,22-25,16-25	163
*Oct 14	UTM	L	1-3	21-25,22-25,25-23,20-25	215
*Oct 20	at Austin Peay	L	1-3	13-25,18-25,25-22,17-25	212
*Oct 21	at Murray State	L	0-3	26-28,21-25,18-25	203
Oct 25	at Middle Tennessee	L	0-3	26-28,19-25,21-25	168
*Oct 27	at MOREHEAD	L	1-3	12-25,20-25,25-22,25-27	278
*Oct 28	at EKU	L	1-3	25-23,16-25,13-25,16-25	175
*Oct 31	BELMONT BRUINS	W	3-0	25-20,25-22,25-21	341
*Nov 04	SIUE	L	0-3	22-25,17-25,23-25	103
*Nov 11	JACKSONVILLE STATE	L	2-3	25-18,18-25,19-25,25-14,9-15	187
*Nov 10	TENNESSEE TECH	L	2-3	23-25,25-19,27-29,26-24,12-15	174

Record in 3-set matches: 3-11
Record in 4-set matches: 2-8
Record in 5-set matches: 2-4

2017 INDIVIDUAL STATISTICS

Tennessee State Overall Individual Statistics (as of Aug 21, 2017)
All matches

Overall record: 17-16 Conf: 8-8 Home: 7-4 Away: 6-7 Neutral: 4-5

				Attack					Set		Serve		
##	Player	sp	mp-ms	k	k/s	e	ta	pct	a	a/s	sa	sa/s	se
1	WATSON, Chloe	122	33-33	388	3.18	193	1187	.164	17	0.14	28	0.23	29
3	PATTERSON, Taylor	123	33-33	177	1.44	86	619	.147	50	0.41	22	0.18	27
4	ADORNO-DeJESUS, C.	123	33-0	5	0.04	2	15	.200	104	0.85	14	0.11	18
5	DANIELSON, Puamana	120	33-17	22	0.18	11	78	.141	721	6.01	23	0.19	13
6	BELTRAN, Samantha	70	18-15	21	0.30	11	64	.156	451	6.44	17	0.24	13
7	ANDERSON, Arijana	105	32-18	193	1.84	101	542	.170	3	0.03	0	0.00	0
8	HAYES, Kylie	37	14-0	0	0.00	0	7	.000	0	0.00	6	0.16	15
9	ROBERTS, Katora	100	30-26	171	1.71	69	391	.261	1	0.01	0	0.00	0
10	JOHNSON, Alexis	45	20-1	33	0.73	18	94	.160	2	0.04	0	0.00	0
11	CLARK, Payten	95	25-24	194	2.04	69	413	.303	7	0.07	4	0.04	24
12	PIERSON, Julia	123	33-30	275	2.24	102	680	.254	1	0.01	10	0.08	9
13	WILSON, Curstyn	57	20-1	3	0.05	1	11	.182	5	0.09	19	0.33	23
	TENNESSEE STATE	123	33-33	1482	12.0	663	4101	.200	1362	11.0	143	1.16	171
	Opponents	123	33-33	1553	12.6	656	4248	.211	1460	11.8	150	1.22	208

			Dig			Blocking					Points	
##	Player	sp	re	dig	dig/s	bs	ba	total	blk/s	be	bhe	pts	pts/s
1	WATSON, Chloe	122	37	312	2.56	10	56	66	0.54	15	1	454.0	3.72
3	PATTERSON, Taylor	123	41	311	2.53	1	32	33	0.27	9	3	216.0	1.76
4	ADORNO-DeJESUS, C.	123	45	523	4.25	0	0	0	0.00	0	0	19.0	0.15
5	DANIELSON, Puamana	120	0	192	1.60	0	6	6	0.05	7	17	48.0	0.40
6	BELTRAN, Samantha	70	0	130	1.86	0	10	10	0.14	1	11	43.0	0.61
7	ANDERSON, Arijana	105	0	40	0.38	9	41	50	0.48	6	2	222.5	2.12
8	HAYES, Kylie	37	2	24	0.65	1	1	2	0.05	0	0	7.5	0.20
9	ROBERTS, Katora	100	1	19	0.19	6	53	59	0.59	17	0	203.5	2.04
10	JOHNSON, Alexis	45	0	7	0.16	1	14	15	0.33	0	0	41.0	0.91
11	CLARK, Payten	95	0	49	0.52	8	77	85	0.89	10	1	244.5	2.57
12	PIERSON, Julia	123	2	49	0.40	11	79	90	0.73	13	0	335.5	2.73
13	WILSON, Curstyn	57	5	50	0.88	0	0	0	0.00	0	0	22.0	0.39
-	TEAM	-	17	-	-	-	-	-	-	-	-	-	-
	TENNESSEE STATE.....	123	150	1706	13.87	47	369	231.5	1.88	78	35	1856.5	15.09
	Opponents.....	123	143	1717	13.96	69	346	242.0	1.97	44	38	1945.0	15.81

2017 OVC STATISTICS

RECORD:	OVERALL	HOME	AWAY	NEUTRAL
ALL GAMES	3-13	2-6	1-7	0-0
CONFERENCE	3-13	2-6	1-7	0-0
NON-CONFERENCE	0-0	0-0	0-0	0-0

			Attack					Set		Serve				Dig		Blocking						
##	Player	sp	k	k/s	e	ta	pct	a	a/s	sa	se	sa/s	re	dig	dig/s	bs	ba	total	blk/s	be	bhe	points
1	EVANS, Maya	62	116	1.87	41	302	.248	2	0.03	1	4	0.02	0	16	0.26	6	38	44	0.71	5	0	142.0
2	EVANS, Megan	33	5	0.15	3	16	.125	120	3.64	4	7	0.12	0	39	1.18	0	0	0	0.00	1	8	9.0
3	CETINOZ, Mine	29	0	0.00	1	1	-1.000	0	0.00	5	6	0.17	1	15	0.52	0	0	0	0.00	0	0	5.0
4	ADORNO-DEJESUS, C	62	0	0.00	0	3	.000	42	0.68	3	4	0.05	15	285	4.60	0	0	0	0.00	0	0	3.0
5	HENDERSON, Rachel	62	184	2.97	91	471	.197	1	0.02	2	7	0.03	1	34	0.55	6	47	53	0.85	16	0	215.5
6	BELTRAN, Samantha	62	58	0.94	31	226	.119	488	7.87	18	22	0.29	2	148	2.39	2	17	19	0.31	3	15	86.5
8	HAYES, Kylie	62	0	0.00	1	10	-.100	9	0.15	12	19	0.19	17	149	2.40	0	0	0	0.00	0	0	12.0
9	ROBERTS, Katora	62	149	2.40	58	374	.243	1	0.02	0	0	0.00	0	8	0.13	11	28	39	0.63	16	2	174.0
10	JOHNSON, Alexis	58	86	1.48	60	294	.088	0	0.00	3	5	0.05	0	23	0.40	0	18	18	0.31	1	0	98.0
11	SWANN, Sydney	38	20	0.53	29	123	-.073	3	0.08	4	5	0.11	9	52	1.37	0	5	5	0.13	1	1	26.5
12	PIERSON, Julia	29	88	3.03	32	255	.220	2	0.07	2	9	0.07	11	43	1.48	1	7	8	0.28	0	0	94.5
13	WILSON, Curstyn	62	13	0.21	24	105	-.105	14	0.23	12	22	0.19	25	160	2.58	0	0	0	0.00	0	1	25.0
	TEAM	-	-	-	-	-	-	-	-	-	-	-	2	-	-	-	-	-	-	-	-	-
	TENNESSEE STATE	62	719	11.60	371	2180	.160	682	11.00	66	110	1.06	83	972	15.68	26	160	106.0	1.71	43	27	891.0
	Opponents	62	806	13.00	329	2272	.210	735	11.85	83	131	1.34	66	940	15.16	26	182	117.0	1.89	24	16	1006.0

Team Statistics	TSU	OPP
ATTACK		
Kills	719	806
Errors	371	329
Total Attacks	2180	2272
Attack Pct	.160	.210
Kills/Set	11.6	13.0
SET		
Assists	682	735
Assists/Set	11.0	11.9
SERVE		
Aces	66	83
Errors	110	131
Aces/Set	1.1	1.3
SERVE RECEPTIONS		
Errors	83	66
Errors/Set	1.3	1.1
DEFENSE		
Digs	972	940
Digs/Set	15.7	15.2
BLOCKING		
Block Solo	26	26
Block Assist	160	182
Total Blocks	106.0	117.0
Blocks/Set	1.7	1.9
Block Errors	43	24
Ball handling errors	27	16
ATTENDANCE		
Total	1611	2009
Dates/Avg Per Date	8/201	8/251
Neutral site #/Avg	0/0	
Current win streak	0	-
Home win streak	0	-

Date	Opponent		Score	Score by set	Att.
*Sep 22	EKU	L	1-3	16-25,25-16,25-27,14-25	153
*Sep 23	MOREHEAD	W	3-1	25-20,25-19,23-25,25-22	275
*Sep 26	at Belmont Bruins	L	1-3	16-25,18-25,25-21,22-25	339
*Sep 30	at Eastern Illinois	L	1-3	15-25,22-25,25-23,15-25	225
*Oct 06	at Jacksonville State	L	2-3	25-23,25-19,21-25,18-25,13-15	314
*Oct 07	at Tennessee Tech	W	3-0	25-21,25-20,25-19	263
*Oct 13	SEMO	L	0-3	19-25,22-25,16-25	163
*Oct 14	UTM	L	1-3	21-25,22-25,25-23,20-25	215
*Oct 20	at Austin Peay	L	1-3	13-25,18-25,25-22,17-25	212
*Oct 21	at Murray State	L	0-3	26-28,21-25,18-25	203
*Oct 27	at MOREHEAD	L	1-3	12-25,20-25,25-22,25-27	278
*Oct 28	at EKU	L	1-3	25-23,16-25,13-25,16-25	175
*Oct 31	BELMONT BRUINS	W	3-0	25-20,25-22,25-21	341
*Nov 04	SIUE	L	0-3	22-25,17-25,23-25	103
*Nov 11	JACKSONVILLE STATE	L	2-3	25-18,18-25,19-25,25-14,9-15	187
*Nov 10	TENNESSEE TECH	L	2-3	23-25,25-19,27-29,26-24,12-15	174

Record in 3-set matches: 2-3
Record in 4-set matches: 1-7
Record in 5-set matches: 0-3

2017 RESULTS

	Date	Opponent		Score	Score-by-set	Overall	Conf	Time	Att.
	Aug 25	vs Denver	L	0-3	17-25,22-25,10-25	0-1	0-0	1:19	422
	Aug 26	at Charleston	L	1-3	25-23,15-25,18-25,12-25	0-2	0-0	1:36	382
	Aug 26	vs USC Upstate	W	3-2	27-25,24-26,23-25,25-14,15-10	1-2	0-0	2:23	231
	Aug 29	at #24 WKU	L	0-3	12-25,15-25,15-25	1-3	0-0	1:18	476
	Sept 1	ALCORN STATE	W	3-0	25-8,25-18,25-14	2-3	0-0	1:19	165
	Sep 1	NEW ORLEANS	W	3-2	25-14,21-25,14-25,25-22,15-11	3-3	0-0	2:06	259
	Sept 2	FIU	W	3-1	23-25,25-16,26-24,25-22	4-3	0-0	2:01	233
	Sep 08	at Alabama	L	0-3	14-25,20-25,20-25	4-4	0-0	1:15	102
	Sep 08	vs Furman	L	2-3	23-25,25-23,17-25,27-25,6-15	4-5	0-0	2:00	
	Sep 09	vs Hofstra	L	0-3	16-25,21-25,16-25	4-6	0-0	1:16	
	Sep 15	vs Washington State	L	0-3	18-25,15-25,17-25	4-7	0-0	1:11	79
	Sep 16	vs Illinois	L	0-3	15-25,18-25,12-25	4-8	0-0	1:07	85
	Sep 16	at Missouri State	L	0-3	18-25,10-25,17-25	4-9	0-0	1:18	821
*	Sep 22	EKU	L	1-3	16-25,25-16,25-27,14-25	4-10	0-1	2.0	153
*	Sep 23	MOREHEAD	W	3-1	25-20,25-19,23-25,25-22	5-10	1-1	2:00	275
*	Sep 26	at Belmont Bruins	L	1-3	16-25,18-25,25-21,22-25	5-11	1-2	1:49	339
*	Sep 30	at Eastern Illinois	L	1-3	15-25,22-25,25-23,15-25	5-12	1-3	1:47	225
*	Oct 06	at Jacksonville State	L	2-3	25-23,25-19,21-25,18-25,13-15	5-13	1-4	2:18	314
*	Oct 07	at Tennessee Tech	W	3-0	25-21,25-20,25-19	6-13	2-4	1:28	263
*	Oct 13	SEMO	L	0-3	19-25,22-25,16-25	6-14	2-5	1:27	163
*	Oct 14	UTM	L	1-3	21-25,22-25,25-23,20-25	6-15	2-6	2.0	215
*	Oct 20	at Austin Peay	L	1-3	13-25,18-25,25-22,17-25	6-16	2-7	1:40	212
*	Oct 21	at Murray State	L	0-3	26-28,21-25,18-25	6-17	2-8	1:28	203
	Oct 25	at Middle Tennessee	L	0-3	26-28,19-25,21-25	6-18	2-8	1:32	168
*	Oct 27	at MOREHEAD	L	1-3	12-25,20-25,25-22,25-27	6-19	2-9	1:51	278
*	Oct 28	at EKU	L	1-3	25-23,16-25,13-25,16-25	6-20	2-10	1:54	175
*	Oct 31	BELMONT BRUINS	W	3-0	25-20,25-22,25-21	7-20	3-10	1.5 hr	341
*	Nov 04	SIUE	L	0-3	22-25,17-25,23-25	7-21	3-11	1.5 hr	103
*	Nov 11	JACKSONVILLE STATE	L	2-3	25-18,18-25,19-25,25-14,9-15	7-22	3-12	2:07	187
*	Nov 10	TENNESSEE TECH	L	2-3	23-25,25-19,27-29,26-24,12-15	7-23	3-13	2:27	174

Team Record	W-L-T
Overall:	7-23
Conference:	3-13
Home:	5-6
Away:	1-12
Neutral:	1-5
3 sets:	3-11
4 sets:	2-8
5 sets:	2-4

Attend	Dates	Total	Avg.
Total:	30	7043	235
Home:	11	2268	206
Away:	13	3958	304
Neutral:	6	817	136

2017 CATEGORY LEADERS

#	ATTACK (by K)	S	K	K/S	E	TA	Pct
5	HENDERSON, Rachel	112	307	2.74	134	792	.218
9	ROBERTS, Katora	109	250	2.29	103	612	.240
12	PIERSON, Julia	73	215	2.95	115	746	.134
1	EVANS, Maya	108	169	1.56	63	443	.239
10	JOHNSON, Alexis	107	154	1.44	109	538	.084
6	BELTRAN, Samantha	112	109	0.97	45	362	.177
11	SWANN, Sydney	63	37	0.59	42	213	-.023
13	WILSON, Curstyn	112	15	0.13	28	128	-.102
2	EVANS, Megan	39	9	0.23	3	25	.240
8	HAYES, Kylie	112	2	0.02	1	23	.043
4	ADORNO-DEJESUS, C.	112	1	0.01	0	9	.111
3	CETINOZ, Mine	38	0	0.00	1	1	-1.000

#	KILL (by K)	S	K	K/S
5	HENDERSON, Rachel	112	307	2.74
9	ROBERTS, Katora	109	250	2.29
12	PIERSON, Julia	73	215	2.95
1	EVANS, Maya	108	169	1.56
10	JOHNSON, Alexis	107	154	1.44
6	BELTRAN, Samantha	112	109	0.97
11	SWANN, Sydney	63	37	0.59
13	WILSON, Curstyn	112	15	0.13
2	EVANS, Megan	39	9	0.23
8	HAYES, Kylie	112	2	0.02
4	ADORNO-DEJESUS, C.	112	1	0.01
3	CETINOZ, Mine	38	0	0.00

#	SET (by A)	S	A	A/S	TA	Pct
6	BELTRAN, Samantha	112	881	7.87	-	-
2	EVANS, Megan	39	135	3.46	-	-
4	ADORNO-DEJESUS, C.	112	91	0.81	-	-
13	WILSON, Curstyn	112	32	0.29	-	-
8	HAYES, Kylie	112	20	0.18	-	-
12	PIERSON, Julia	73	14	0.19	-	-
5	HENDERSON, Rachel	112	4	0.04	-	-
1	EVANS, Maya	108	4	0.04	-	-
11	SWANN, Sydney	63	3	0.05	-	-
9	ROBERTS, Katora	109	2	0.02	-	-
3	CETINOZ, Mine	38	1	0.03	-	-
10	JOHNSON, Alexis	107	1	0.01	-	-

#	SERVE (by SA)	S	SA	SE	SA/S	TA	Pct
13	WILSON, Curstyn	112	32	44	0.29	-	-
6	BELTRAN, Samantha	112	25	40	0.22	-	-
8	HAYES, Kylie	112	24	30	0.21	-	-
4	ADORNO-DEJESUS, C.	112	9	8	0.08	-	-
5	HENDERSON, Rachel	112	6	16	0.05	-	-
12	PIERSON, Julia	73	6	25	0.08	-	-
3	CETINOZ, Mine	38	5	6	0.13	-	-
11	SWANN, Sydney	63	5	6	0.08	-	-
2	EVANS, Megan	39	4	10	0.10	-	-
10	JOHNSON, Alexis	107	3	6	0.03	-	-
1	EVANS, Maya	108	1	4	0.01	-	-

#	BLOCK (by Total)	S	BS	BA	Total	Blk/S
5	HENDERSON, Rachel	112	16	71	87.0	0.78
1	EVANS, Maya	108	12	54	66.0	0.61
9	ROBERTS, Katora	109	12	38	50.0	0.46
12	PIERSON, Julia	73	3	30	33.0	0.45
6	BELTRAN, Samantha	112	2	27	29.0	0.26
10	JOHNSON, Alexis	107	1	22	23.0	0.21
11	SWANN, Sydney	63	0	7	7.0	0.11
4	ADORNO-DEJESUS, C.	112	0	1	1.0	0.01
2	EVANS, Megan	39	0	0	0.0	0.00
13	WILSON, Curstyn	112	0	0	0.0	0.00
8	HAYES, Kylie	112	0	0	0.0	0.00

#	DEFENSE (by Dig)	S	Dig	Dig/S	BHE
4	ADORNO-DEJESUS, C.	112	509	4.54	0
13	WILSON, Curstyn	112	276	2.46	1
6	BELTRAN, Samantha	112	273	2.44	22
8	HAYES, Kylie	112	247	2.21	0
12	PIERSON, Julia	73	136	1.86	0
5	HENDERSON, Rachel	112	67	0.60	0
11	SWANN, Sydney	63	61	0.97	1
2	EVANS, Megan	39	44	1.13	10
10	JOHNSON, Alexis	107	41	0.38	0
1	EVANS, Maya	108	30	0.28	0
3	CETINOZ, Mine	38	23	0.61	0
9	ROBERTS, Katora	109	15	0.14	2

#	POINTS (by Points)	S	Points	Points/S
5	HENDERSON, Rachel	112	364	3.25
9	ROBERTS, Katora	109	281	2.58
12	PIERSON, Julia	73	239	3.27
1	EVANS, Maya	108	209	1.94
10	JOHNSON, Alexis	107	169	1.58
6	BELTRAN, Samantha	112	149	1.33
13	WILSON, Curstyn	112	47	0.42
11	SWANN, Sydney	63	45	0.72
8	HAYES, Kylie	112	26	0.23
2	EVANS, Megan	39	13	0.33
4	ADORNO-DEJESUS, C.	112	10	0.09
3	CETINOZ, Mine	38	5	0.13

#	RECEPT (by TA)	S	RE	RE/S	TA	Pct
4	ADORNO-DEJESUS, C.	112	32	0.29	-	-
13	WILSON, Curstyn	112	43	0.38	-	-
12	PIERSON, Julia	73	25	0.34	-	-
8	HAYES, Kylie	112	37	0.33	-	-
11	SWANN, Sydney	63	10	0.16	-	-
TM	TEAM	-	10	0.09	-	-
3	CETINOZ, Mine	38	3	0.08	-	-
5	HENDERSON, Rachel	112	1	0.01	-	-
10	JOHNSON, Alexis	107	2	0.02	-	-
6	BELTRAN, Samantha	112	2	0.02	-	-
9	ROBERTS, Katora	109	0	0.00	-	-
1	EVANS, Maya	108	0	0.00	-	-

2017 MATCH-BY-MATCH

			attack				set			serve				recept				blocking						
Date	Opponent	sp	k	e	ta	pct	a	ta	pct	sa	se	ta	pct	re	ta	pct	dig	bs	ba	be	total	bhe	points	score
Aug 25, 2017	vs Denver	3	30	23	106	.066	27	-	-	0	7	-	-	6	-	-	47	1	0	1	1.0	0	31.0	0-3
Aug 26, 2017	at Charleston	4	45	18	140	.193	43	-	-	2	5	-	-	6	-	-	54	1	14	1	8.0	1	55.0	1-3
Aug 26, 2017	vs USC Upstate	5	66	27	211	.185	56	-	-	9	8	-	-	11	-	-	111	4	16	4	12.0	0	87.0	3-2
Aug 29, 2017	at WKU	3	18	13	69	.072	17	-	-	1	8	-	-	6	-	-	22	1	6	1	4.0	0	23.0	0-3
Sept 1, 2017	ALCORN STATE	3	36	11	72	.347	32	-	-	7	7	-	-	0	-	-	42	0	0	0	0.0	1	43.0	3-0
Sep 1, 2017	NEW ORLEANS	5	60	23	167	.222	55	-	-	6	7	-	-	5	-	-	72	2	4	2	4.0	0	70.0	3-2
Sept 2, 2017	FIU	4	60	20	155	.258	57	-	-	5	4	-	-	7	-	-	81	2	10	1	7.0	1	72.0	3-1
Sep 08, 2017	at Alabama	3	25	29	116	-.034	23	-	-	2	3	-	-	4	-	-	45	4	6	2	7.0	0	34.0	0-3
Sep 08, 2017	vs Furman	5	59	24	181	.193	54	-	-	10	7	-	-	7	-	-	79	0	12	1	6.0	1	75.0	2-3
Sep 09, 2017	vs Hofstra	3	25	18	97	.072	24	-	-	4	1	-	-	11	-	-	49	1	0	1	1.0	1	30.0	0-3
Sep 15	vs Washington State	3	24	21	92	.033	23	-	-	2	5	-	-	5	-	-	27	2	8	1	6.0	0	32.0	0-3
Sep 16	vs Illinois	3	27	19	110	.073	25	-	-	2	6	-	-	3	-	-	47	1	8	3	5.0	0	34.0	0-3
Sep 16	at Missouri State	3	33	17	109	.147	34	-	-	0	5	-	-	4	-	-	42	1	4	3	3.0	0	36.0	0-3
Sep 22, 2017	EKU	4	46	21	141	.177	39	-	-	2	7	-	-	8	-	-	59	1	14	1	8.0	0	56.0	1-3
Sep 23, 2017	MOREHEAD	4	53	13	142	.282	52	-	-	3	12	-	-	4	-	-	78	0	16	2	8.0	2	64.0	3-1
Sep 26, 2017	at Belmont Bruins	4	32	22	114	.088	31	-	-	3	11	-	-	7	-	-	57	2	18	2	11.0	0	46.0	1-3
Sep 30, 2017	at Eastern Illinois	4	49	19	135	.222	47	-	-	5	7	-	-	9	-	-	59	3	8	1	7.0	3	61.0	1-3
Oct 06, 2017	at Jacksonville State	5	66	37	177	.164	64	-	-	4	8	-	-	2	-	-	72	2	9	5	6.5	1	76.5	2-3
Oct 07, 2017	at Tennessee Tech	3	37	23	115	.122	36	-	-	4	3	-	-	4	-	-	55	3	10	3	8.0	0	49.0	3-0
Oct 13, 2017	SEMO	3	41	18	120	.192	39	-	-	0	7	-	-	3	-	-	53	3	4	4	5.0	1	46.0	0-3
Oct 14, 2017	UTM	4	47	29	159	.113	43	-	-	4	5	-	-	8	-	-	88	0	8	1	4.0	1	55.0	1-3
Oct 20, 2017	at Austin Peay	4	43	20	138	.167	42	-	-	7	7	-	-	10	-	-	61	3	10	7	8.0	2	58.0	1-3
Oct 21, 2017	at Murray State	3	38	24	116	.121	37	-	-	4	5	-	-	0	-	-	53	2	4	2	4.0	2	46.0	0-3
Oct 25, 2017	at Middle Tennessee	3	41	10	87	.356	36	-	-	4	12	-	-	7	-	-	32	0	2	1	1.0	4	46.0	0-3
Oct 27, 2017	at MOREHEAD	4	38	21	122	.139	37	-	-	4	7	-	-	6	-	-	43	2	10	1	7.0	0	49.0	1-3
Oct 28, 2017	at EKU	4	36	31	155	.032	33	-	-	3	8	-	-	7	-	-	62	1	2	0	2.0	4	41.0	1-3
Oct 31, 2017	BELMONT BRUINS	3	34	23	98	.112	31	-	-	3	6	-	-	2	-	-	46	2	14	6	9.0	1	46.0	3-0
Nov 04, 2017	SIUE	3	29	14	98	.153	29	-	-	2	2	-	-	3	-	-	42	1	4	1	3.0	7	34.0	0-3
Nov 11, 2017	JACKSONVILLE STATE	5	61	27	157	.217	58	-	-	10	3	-	-	5	-	-	58	1	13	4	7.5	2	78.5	2-3
Nov 10, 2017	TENNESSEE TECH	5	69	29	193	.207	64	-	-	8	12	-	-	5	-	-	86	0	16	3	8.0	1	85.0	2-3
Tennessee State		112	1268	644	3892	.160	1188	-	-	120	195	-	-	165	-	-	1722	46	250	65	171.0	36	1559.0	
		112	1473	544	4043	.230	1340	-	-	165	232	-	-	120	-	-	1711	49	287	52	192.5	38	1830.5	

Sets played: 112
Kills per set: 11.32
Assists per set: 10.61

Service aces per set: 1.07
Digs per set: 15.38
Blocks per set: 1.53

Points per set: 13.92
Ball handling errors per set: 0.32
Reception errors per set: 1.47



Match #1 | 8/25/17 | L | Denver 3 - Tennessee State 0 | Charleston, S.C.

Volleyball Box Score
Tennessee State vs Denver (Aug 25, 2017 at Charleston, S.C.)

			Attack				Serve				Block				
#	Tennessee State	S	K	E	TA	Pct	Ast	SA	SE	RE	Dig	BS	BA	BE	BH	Pts
1	EVANS, Maya	3	4	0	10	.400	0	0	0	0	2	0	0	0	0	-
5	HENDERSON, Rachel	3	5	2	21	.143	0	0	2	0	6	0	0	0	0	-
6	BELTRAN, Samantha	3	2	1	6	.167	24	0	1	0	6	0	0	0	0	-
9	ROBERTS, Katora	3	11	2	17	.529	0	0	0	0	0	1	0	1	0	-
10	JOHNSON, Alexis	3	3	4	13	-.077	0	0	0	0	0	0	0	0	0	-
12	PIERSON, Julia	3	5	12	35	-.200	1	0	2	2	7	0	0	0	0	-
4	ADORNO-DEJESUS, C.	3	0	0	0	.000	1	0	1	2	13	0	0	0	0	-
8	HAYES, Kylie	3	0	0	1	.000	1	0	0	1	5	0	0	0	0	-
11	SWANN, Sydney	1	0	2	2	-1.000	0	0	0	0	0	0	0	0	0	-
13	WILSON, Curstyn	3	0	0	1	.000	0	0	1	0	8	0	0	0	0	-
	Team									1						
	Totals	3	30	23	106	.066	27	0	7	6	47	1	0	1	0	-

TOTAL TEAM BLOCKS: 1.0

Team Attack By Set

Set	K	E	TA	Pct
1	9	7	33	.061
2	13	9	41	.098
3	8	7	32	.031

SET SCORES	1	2	3	Team Records:
Tennessee State (0)	17	22	10	0-1
Denver (3)	25	25	25	1-0

			Attack				Serve				Block				
#	Denver	S	K	E	TA	Pct	Ast	SA	SE	RE	Dig	BS	BA	BE	BH	Pts
2	Cassie Baird	1	4	1	8	.375	0	0	2	0	2	0	0	0	0	-
8	Becca Latham	3	6	0	20	.300	0	0	1	0	3	0	1	0	0	-
11	Piyusha Boteju	3	0	0	0	.000	17	0	0	0	5	0	0	0	0	-
13	Tina Boe	3	3	0	10	.300	0	0	0	0	0	0	0	0	0	-
14	Kayla Principato	3	10	1	18	.500	0	0	0	0	3	1	0	0	0	-
15	Emma Willis	3	2	0	8	.250	1	0	2	0	2	1	2	0	0	-
3	Andrea Eddy	1	0	0	0	.000	4	2	0	0	3	0	0	0	0	-
4	Cassidy Rooke	2	0	0	0	.000	1	2	1	0	8	0	0	0	1	-
5	Olivia Novotny	1	0	0	0	.000	0	0	2	0	5	0	0	0	0	-
6	Ellie Anderson	2	1	0	2	.500	8	2	1	0	1	0	0	0	1	-
7	Becca Mau	1	2	0	4	.500	0	0	0	0	0	0	0	0	0	-
9	Taylor Loyd	1	0	0	0	.000	0	0	0	0	1	0	0	0	0	-
10	Lydia Bartalo	2	2	2	10	.000	0	0	1	0	7	0	1	0	0	-
12	Macy Carrabine	1	0	0	0	.000	1	0	0	0	4	0	0	0	0	-
17	Lauren McManus	1	0	0	0	.000	0	0	0	0	0	0	0	0	0	-
19	Teal Schnurr	2	4	2	12	.167	0	0	0	0	2	0	0	0	0	-
	Totals	3	34	6	92	.304	32	6	10	0	46	2	4	0	2	-

TOTAL TEAM BLOCKS: 4.0

Team Attack By Set

Set	K	E	TA	Pct
1	12	3	33	.273
2	9	2	33	.212
3	13	1	26	.462

Site: Charleston, S.C. (TD Arena)
Date: Aug 25, 2017 Attend: 422 Time: 1:19
Referees: Scott Lowery, Luis Martinez

Match #2 | 8/26/17 | L | Charleston 3 - Tennessee State 1 | Charleston, S.C.

Volleyball Box Score
2017 College of Charleston Volleyball
Tennessee State vs Charleston (Aug 26, 2017 at Charleston, S.C.)

			Attack				Serve				Block				
#	Tennessee State	S	K	E	TA	Pct	Ast	SA	SE	RE	Dig	BS	BA	BE	BH	Pts
1	EVANS, Maya	4	10	4	19	.316	0	0	0	0	1	0	1	0	0	10.5
5	HENDERSON, Rachel	4	7	2	18	.278	0	0	0	0	1	0	6	1	0	10.0
6	BELTRAN, Samantha	4	1	2	8	-.125	39	1	2	0	10	0	1	0	1	2.5
8	HAYES, Kylie	4	0	0	0	.000	0	1	2	2	12	0	0	0	0	1.0
9	ROBERTS, Katora	4	7	2	24	.208	0	0	0	0	0	0	1	0	0	7.5
12	PIERSON, Julia	4	14	5	53	.170	0	0	1	0	7	0	4	0	0	16.0
4	ADORNO-DEJESUS, C.	4	0	0	0	.000	3	0	0	1	13	0	0	0	0	0.0
10	JOHNSON, Alexis	4	6	2	16	.250	0	0	0	0	0	1	1	0	0	7.5
13	WILSON, Curstyn	4	0	1	2	-.500	1	0	0	2	10	0	0	0	0	0.0
	Team									1						
	Totals	4	45	18	140	.193	43	2	5	6	54	1	14	1	1	55.0

TOTAL TEAM BLOCKS: 8.0

Team Attack By Set

Set	K	E	TA	Pct	Sideout	Pct
1	15	1	41	.341	16-23	69%
2	10	7	36	.083	11-25	43%
3	14	4	33	.303	14-24	58%
4	6	6	30	.000	9-25	36%
					50-97	51%

SET SCORES	1	2	3	4	Team Records:
Tennessee State (1)	25	15	18	12	0-2
Charleston (3)	23	25	25	25	2-0

			Attack				Serve				Block				
#	Charleston	S	K	E	TA	Pct	Ast	SA	SE	RE	Dig	BS	BA	BE	BH	Pts
1	FEDDERSEN, Jane	4	10	3	18	.389	0	0	1	0	2	1	3	0	0	12.5
2	MADISON, Kennedy	4	15	5	33	.303	0	0	0	0	1	0	3	2	0	16.5
3	BRENNAN, Riana	4	3	3	15	.000	1	1	1	0	6	0	0	0	0	4.0
13	BECKMAN, Allison	4	3	1	6	.333	51	0	0	0	12	0	1	0	1	3.5
19	FREED, Lauren	4	21	4	45	.378	2	4	0	1	17	0	1	1	0	25.5
20	MUMMEY, Krissy	4	14	1	27	.481	0	0	0	0	0	0	2	0	0	15.0
9	MANUSKY, Logan	4	0	0	0	.000	2	0	1	1	8	0	0	0	0	0.0
17	RHODES, McKala	4	0	0	0	.000	4	1	0	0	19	0	0	0	0	1.0
18	TUCKER, Natalie	2	0	0	0	.000	0	0	0	0	1	0	0	0	0	0.0
22	MURPHY, Meghan	4	1	0	9	.111	0	0	0	0	2	0	0	1	0	1.0
	Totals	4	67	17	153	.327	60	6	3	2	68	1	10	4	1	79.0

TOTAL TEAM BLOCKS: 6.0

Team Attack By Set

Set	K	E	TA	Pct	Sideout	Pct
1	20	6	46	.304	16-25	63%
2	15	3	34	.353	11-15	73%
3	15	2	34	.382	15-19	78%
4	17	6	39	.282	9-12	75%
					51-71	71%

Site: Charleston, S.C. (TD Arena)
Date: Aug 26, 2017 Attend: 382 Time: 1:36
Referees: Luis Martinez, Scott Lowery
Line judges: Bethany Doman, Louis Ambroise

	1	2	3	4	Total
Tie scores	5	0	5	1	11
Lead change	2	0	4	1	7

Match #3 | 8/26/17 | W | Tennessee State 3 - USC Upstate 2 | Charleston, S.C.

Volleyball Box Score
USC Upstate vs Tennessee State (Aug 26, 2017 at Charleston, S.C.)

			Attack				Serve				Block				
#	USC Upstate	S	K	E	TA	Pct	Ast	SA	SE	RE	Dig	BS	BA	BE	BH	Pts
2	SWANSON, Montana	5	7	5	44	.045	0	1	0	0	6	0	1	1	0	-
3	DEAVILLE, Morgan	3	1	0	2	.500	0	0	0	0	13	0	0	0	0	-
5	HAAKE, Madison	5	4	2	20	.100	46	6	1	0	13	0	2	1	2	-
7	DUNCAN, Payton	4	1	2	12	-.083	1	2	2	1	18	0	0	0	0	-
10	SHEARER, Rebecca	4	3	2	14	.071	1	0	0	0	11	0	0	0	0	-
15	KIRKPATRICK, McKenna	5	9	4	31	.161	0	0	0	0	1	2	1	0	0	-
1	KELLEY, Kaleigh	5	0	0	0	.000	3	0	0	3	26	0	0	0	0	-
4	YEARGIN, Callie	5	9	2	32	.219	0	1	1	2	10	0	0	0	0	-
8	DEMPSEY, Lily	4	7	3	26	.154	0	1	1	1	5	1	3	0	0	-
9	IKENEGBU, Gloria	5	12	5	34	.206	0	0	0	0	3	0	5	2	0	-
12	TELLSCHOW, Brianna	1	0	0	3	.000	0	0	0	0	0	0	0	0	0	-
	Team									2						
	Totals	5	53	25	218	.128	51	11	5	9	106	3	12	4	2	-

TOTAL TEAM BLOCKS: 9.0

Team Attack By Set

Set	K	E	TA	Pct
1	14	7	48	.146
2	12	4	43	.186
3	17	5	60	.200
4	5	5	40	.000
5	5	4	27	.037

SET SCORES	1	2	3	4	5	Team Records:
USC Upstate (2)	25	26	25	14	10	0-3
Tennessee State (3)	27	24	23	25	15	1-2

			Attack				Serve				Block				
#	Tennessee State	S	K	E	TA	Pct	Ast	SA	SE	RE	Dig	BS	BA	BE	BH	Pts
1	EVANS, Maya	5	6	2	15	.267	0	0	0	0	5	2	3	1	0	-
5	HENDERSON, Rachel	5	14	1	35	.371	1	0	2	0	4	2	5	0	0	-
6	BELTRAN, Samantha	5	5	0	9	.556	43	1	2	0	14	0	1	0	0	-
8	HAYES, Kylie	5	0	0	0	.000	1	2	0	3	14	0	0	0	0	-
12	PIERSON, Julia	5	16	10	71	.085	2	0	2	2	11	0	4	0	0	-
13	WILSON, Curstyn	5	0	0	3	.000	3	5	2	1	20	0	0	0	0	-
4	ADORNO-DEJESUS, C.	5	0	0	0	.000	6	1	0	3	37	0	0	0	0	-
9	ROBERTS, Katora	5	8	7	27	.037	0	0	0	0	2	0	3	1	0	-
10	JOHNSON, Alexis	5	16	5	39	.282	0	0	0	1	1	0	0	2	0	-
11	SWANN, Sydney	2	1	2	12	-.083	0	0	0	0	3	0	0	0	0	-
	Team									1						
	Totals	5	66	27	211	.185	56	9	8	11	111	4	16	4	0	-

TOTAL TEAM BLOCKS: 12.0

Team Attack By Set

Set	K	E	TA	Pct
1	17	4	48	.271
2	12	9	49	.061
3	13	6	61	.115
4	16	3	34	.382
5	8	5	19	.158

Site: Charleston, S.C. (TD Arena)
Date: Aug 26, 2017 Attend: 231 Time: 2:23
Referees: Scott Lowery, Ron Mutter, Bethany Doman

Match #4 | 8/29/17 | L | WKU 3 - Tennessee State 0 | Bowling Green, Ky.

Volleyball Box Score
Tennessee State vs #24 WKU (Aug 29, 2017 at Bowling Green, Ky.)

			Attack				Serve				Block				
#	Tennessee State	S	K	E	TA	Pct	Ast	SA	SE	RE	Dig	BS	BA	BE	BH	Pts
1	EVANS, Maya	3	1	2	10	-.100	0	0	0	0	2	1	0	0	0	-
5	HENDERSON, Rachel	3	8	2	17	.353	0	0	2	0	0	0	0	0	0	-
6	BELTRAN, Samantha	3	2	0	4	.500	15	0	2	0	3	0	1	0	0	-
8	HAYES, Kylie	3	0	0	1	.000	0	0	1	1	4	0	0	0	0	-
9	ROBERTS, Katora	3	3	1	10	.200	0	0	0	0	0	0	1	1	0	-
11	SWANN, Sydney	2	0	0	0	.000	0	0	0	0	0	0	0	0	0	-
4	ADORNO-DEJESUS, C.	3	0	0	0	.000	1	1	1	4	6	0	1	0	0	-
10	JOHNSON, Alexis	3	0	2	8	-.250	0	0	0	0	1	0	1	0	0	-
12	PIERSON, Julia	3	4	5	18	-.056	1	0	1	0	4	0	2	0	0	-
13	WILSON, Curstyn	3	0	1	1	-1.000	0	0	1	1	2	0	0	0	0	-
	Totals	3	18	13	69	.072	17	1	8	6	22	1	6	1	0	-

TOTAL TEAM BLOCKS: 4.0

Team Attack By Set

Set	K	E	TA	Pct
1	4	1	20	.150
2	7	8	26	-.038
3	7	4	23	.130

SET SCORES	1	2	3	Team Records:
Tennessee State (0)	12	15	15	1-3
WKU (3)	25	25	25	4-0

			Attack				Serve				Block				
#	WKU	S	K	E	TA	Pct	Ast	SA	SE	RE	Dig	BS	BA	BE	BH	Pts
1	LUCAS, Jessica	3	5	1	10	.400	38	0	2	0	3	0	2	0	0	-
4	ANDERSON, Rachel	3	9	1	13	.615	0	0	1	0	2	0	3	0	0	-
7	CAVANAUGH, Alyssa	3	18	0	22	.818	0	0	1	0	0	1	1	0	0	-
11	LISTENBEE, Amara	1	0	1	3	-.333	0	0	0	0	0	0	0	0	0	-
12	SHELTON, Hallie	3	1	0	4	.250	1	3	3	1	1	0	0	0	0	-
16	ENGLE, Sydney	3	5	1	11	.364	1	2	4	0	4	0	1	0	0	-
2	SINGLETON, Maggie	1	1	0	1	1.000	0	0	0	0	0	0	0	0	0	-
3	KOWALKOWSKI, Emma	3	0	0	0	.000	1	1	1	0	15	0	0	0	0	-
8	MARTIN, Mary	3	0	0	0	.000	0	0	1	0	1	0	0	0	0	-
14	MUSIC, Darby	3	0	1	1	-1.000	0	0	0	0	3	0	0	0	0	-
15	JACKSON, Kayland	2	3	2	8	.125	0	0	0	0	0	0	1	0	0	-
21	DELLINGER, Taylor	3	5	1	14	.286	0	0	0	0	4	1	0	0	0	-
23	CERINO, Sophia	2	0	0	0	.000	0	0	0	0	0	0	0	0	0	-
	Totals	3	47	8	87	.448	41	6	13	1	33	2	8	0	0	-

TOTAL TEAM BLOCKS: 6.0

Team Attack By Set

Set	K	E	TA	Pct
1	18	3	34	.441
2	14	3	28	.393
3	15	2	25	.520

Site: Bowling Green, Ky. (Diddle Arena)
Date: Aug 29, 2017 Attend: 476 Time: 1:18
Referees:

Match #5 | 9/1/17| W | Tennesseee State 3 - Alcorn State 0 | Nashville, Tenn.

Volleyball Box Score
The Automated ScoreBook
ALCORN STATE vs Tennessee State (Sept 1, 2017 at Nashville, Tenn.)

		Attack					Serve				Block				
#	ALCORN STATE	S	K	E	TA	Pct	Ast	SA	SE	RE	Dig	BS	BA	BE	BH	Pts
14	Daharri Thompkins	3	2	2	10	.000	0	0	1	0	0	0	0	0	0	2.0
22	Jasmine Chambers	3	2	1	6	.167	15	0	1	0	1	0	0	1	2	2.0
26	A. Rivera Modesto	3	8	3	13	.385	0	0	0	1	0	0	0	0	0	8.0
28	Singryd Valadares	3	3	2	8	.125	0	0	0	0	0	0	0	0	0	3.0
29	Kayla Anderson	2	3	2	9	.111	0	0	1	0	0	0	0	0	0	3.0
30	Fiapaipai Iosia	3	3	3	28	.000	1	0	2	0	9	0	0	0	0	3.0
16	Majesty Ferguson	1	0	0	0	.000	0	0	0	0	0	0	0	0	0	0.0
17	Kaylyn Latin	3	0	0	1	.000	0	0	1	5	7	0	0	0	1	0.0
18	Mae Lewis	1	0	0	0	.000	0	0	0	0	0	0	0	0	0	0.0
19	Jamiya Hoyt	1	0	0	0	.000	0	0	2	0	0	0	0	0	0	0.0
20	Melinda Perrilloux	2	0	0	1	.000	0	0	0	0	0	0	0	0	0	0.0
23	Octavia Dixon	3	0	2	4	-.500	0	0	0	0	2	0	0	0	0	0.0
24	Omone Davies	3	0	0	1	.000	0	0	1	1	4	0	0	0	1	0.0
25	Brittney Dumas	2	0	0	0	.000	3	0	0	0	1	0	0	0	1	0.0
	Totals	3	21	15	81	.074	19	0	10	7	24	0	0	1	5	21.0

TOTAL TEAM BLOCKS: 0.0

Team Attack By Set

Set	K	E	TA	Pct	Sideout	Pct
1	4	6	29	-.069	7-24	29%
2	8	6	24	.083	12-25	47%
3	9	3	28	.214	11-24	45%
					30-73	41%

SET SCORES	1	2	3	Team Records:
ALCORN STATE (0)	8	18	14	0-6
Tennessee State (3)	25	25	25	2-3

		Attack					Serve				Block				
#	Tennessee State	S	K	E	TA	Pct	Ast	SA	SE	RE	Dig	BS	BA	BE	BH	Pts
1	EVANS, Maya	3	5	1	6	.667	0	0	0	0	0	0	0	0	0	5.0
5	HENDERSON, Rachel	3	3	2	8	.125	0	0	0	0	2	0	0	0	0	3.0
6	BELTRAN, Samantha	3	6	0	8	.750	20	0	2	0	5	0	0	0	1	6.0
8	HAYES, Kylie	3	1	0	1	1.000	3	3	1	0	8	0	0	0	0	4.0
12	PIERSON, Julia	3	11	1	25	.400	2	1	2	0	6	0	0	0	0	12.0
13	WILSON, Curstyn	3	0	0	0	.000	1	3	2	0	8	0	0	0	0	3.0
2	EVANS, Megan	1	0	0	1	.000	4	0	0	0	0	0	0	0	0	0.0
4	ADORNO-DEJESUS, C.	3	0	0	0	.000	2	0	0	0	12	0	0	0	0	0.0
9	ROBERTS, Katora	3	6	6	15	.000	0	0	0	0	1	0	0	0	0	6.0
10	JOHNSON, Alexis	3	4	1	8	.375	0	0	0	0	0	0	0	0	0	4.0
11	SWANN, Sydney	1	0	0	0	.000	0	0	0	0	0	0	0	0	0	0.0
	Totals	3	36	11	72	.347	32	7	7	0	42	0	0	0	1	43.0

TOTAL TEAM BLOCKS: 0.0

Team Attack By Set

Set	K	E	TA	Pct	Sideout	Pct
1	13	1	25	.480	8-9	88%
2	8	7	20	.050	12-18	66%
3	15	3	27	.444	12-15	80%
					32-42	76%

Site: Nashville, Tenn. (Kean Hall)
Date: Sept 1, 2017 Attend: 165 Time: 1:19
Referees: Tyler Adams, James Lawson

	1	2	3	Total
Tie scores	3	1	2	6
Lead change	0	0	0	0

Match #6 | 9/1/17 | W | Tennessee State 3 -New Orleans 2 | Nashville, Tenn.

Volleyball Box Score
New Orleans vs Tennessee State (Sep 1, 2017 at Nashville, Tenn.)

		Attack					Serve				Block				
#	New Orleans	S	K	E	TA	Pct	Ast	SA	SE	RE	Dig	BS	BA	BE	BH	Pts
2	Manela Grau	5	0	2	7	-.286	50	1	0	0	12	0	1	0	6	-
3	Rhyan Rand	5	1	1	4	.000	0	0	0	1	10	0	0	0	0	-
7	Blessing Dunn	5	19	5	46	.304	0	0	1	3	17	0	1	0	0	-
11	Kaitlyn Grice	5	14	3	30	.367	1	1	1	0	6	2	6	1	0	-
12	Kyra Hunter	3	1	1	5	.000	0	0	0	0	0	0	1	0	0	-
18	Rondolyn Bryant	5	10	4	19	.316	0	0	0	0	0	0	0	1	0	-
1	Andrea Nava	5	0	0	1	.000	4	1	0	2	21	0	0	0	0	-
4	Savannah Matthews	5	0	0	0	.000	2	0	0	0	5	0	0	0	0	-
8	Brianna Vega	5	9	6	34	.088	0	1	2	0	4	0	0	0	0	-
22	Lane Hindenburg	5	8	2	28	.214	0	1	0	0	1	0	3	0	0	-
	Totals	5	62	24	175	.217	57	5	4	6	76	2	12	2	6	-

TOTAL TEAM BLOCKS: 8.0

Team Attack By Set

Set	K	E	TA	Pct
1	11	6	37	.135
2	17	5	41	.293
3	13	5	31	.258
4	12	5	36	.194
5	9	3	30	.200

SET SCORES	1	2	3	4	5	Team Records:
New Orleans (2)	14	25	25	22	11	2-2
Tennessee State (3)	25	21	14	25	15	3-3

		Attack					Serve				Block				
#	Tennessee State	S	K	E	TA	Pct	Ast	SA	SE	RE	Dig	BS	BA	BE	BH	Pts
1	EVANS, Maya	5	3	1	12	.167	1	0	0	0	1	0	1	0	0	-
5	HENDERSON, Rachel	5	14	1	27	.481	1	0	0	0	4	2	1	0	0	-
6	BELTRAN, Samantha	5	6	1	15	.333	44	2	1	0	17	0	0	0	0	-
8	HAYES, Kylie	5	1	0	3	.333	2	2	0	1	10	0	0	0	0	-
12	PIERSON, Julia	5	20	11	59	.153	1	1	3	0	8	0	1	0	0	-
13	WILSON, Curstyn	5	0	0	1	.000	3	1	2	2	5	0	0	0	0	-
4	ADORNO-DEJESUS, C.	5	0	0	2	.000	3	0	1	2	23	0	0	0	0	-
9	ROBERTS, Katora	5	8	4	18	.222	0	0	0	0	1	0	0	2	0	-
10	JOHNSON, Alexis	5	8	5	30	.100	0	0	0	0	3	0	1	0	0	-
	Totals	5	60	23	167	.222	55	6	7	5	72	2	4	2	0	-

TOTAL TEAM BLOCKS: 4.0

Team Attack By Set

Set	K	E	TA	Pct
1	15	2	31	.419
2	11	5	44	.136
3	6	8	30	-.067
4	17	6	38	.289
5	11	2	24	.375

Site: Nashville, Tenn. (Kean Hall)
Date: Sep 1, 2017 Attend: 259 Time: 2:06
Referees: Tyler Adams, Katie Lamb

Match #7 | 9/2/17 | W | Tennessee State 3 - FIU 1 | Nashville, Tenn.

Volleyball Box Score
FIU vs Tennessee State (Sept 2, 2017 at Nashville, Tenn.)

		Attack					Serve				Block				
#	FIU	S	K	E	TA	Pct	Ast	SA	SE	RE	Dig	BS	BA	BE	BH	Pts
1	BIANCHIN, Margherita	4	15	4	44	.250	0	0	1	1	10	0	1	0	0	-
7	ENE,Jennifer	4	5	3	20	.100	0	0	0	0	0	0	3	1	0	-
10	DE PAULA SILVA,M	3	4	4	13	.000	1	1	2	0	3	0	0	0	0	-
11	THOMAS,Taija	4	12	5	36	.194	1	0	1	0	5	0	1	0	0	-
12	GRIGOREVA, Sasha	4	1	2	8	-.125	45	4	1	0	15	0	1	0	3	-
21	SULLIVAN, Sheyanne	4	11	3	30	.267	0	2	2	1	17	1	1	0	0	-
4	HENDERSON,Sidney	3	2	1	7	.143	0	0	0	1	0	0	0	0	0	-
6	SIRES,Sophia	1	0	0	0	.000	0	0	0	0	1	0	0	0	0	-
8	MESA, Lexie	2	0	0	0	.000	0	0	1	0	0	0	0	0	0	-
13	THELLE,Helene	4	0	0	0	.000	4	0	0	2	13	0	0	0	0	-
14	HUDSON,Chelsea	1	1	0	1	1.000	0	0	0	0	0	0	1	0	0	-
17	JEAN-LOUIS,Giovannie	1	4	0	7	.571	0	0	0	0	0	0	0	1	0	-
	Totals	4	55	22	166	.199	51	7	8	5	64	1	8	2	3	-

TOTAL TEAM BLOCKS: 5.0

Team Attack By Set

Set	K	E	TA	Pct
1	13	7	36	.167
2	11	6	43	.116
3	17	5	45	.267
4	14	4	42	.238

SET SCORES	1	2	3	4	Team Records:
FIU (1)	25	16	24	22	1-5
Tennessee State (3)	23	25	26	25	4-3

		Attack					Serve				Block				
#	Tennessee State	S	K	E	TA	Pct	Ast	SA	SE	RE	Dig	BS	BA	BE	BH	Pts
1	EVANS, Maya	4	8	3	14	.357	0	0	0	0	1	0	2	0	0	-
5	HENDERSON, Rachel	4	11	7	30	.133	0	1	0	0	1	2	3	0	0	-
6	BELTRAN, Samantha	4	5	1	9	.444	45	0	2	0	13	0	1	0	1	-
8	HAYES, Kylie	4	0	0	2	.000	2	1	0	2	11	0	0	0	0	-
12	PIERSON, Julia	4	13	5	51	.157	1	0	0	2	9	0	1	0	0	-
13	WILSON, Curstyn	4	0	0	0	.000	4	2	2	3	17	0	0	0	0	-
4	ADORNO-DEJESUS, C.	4	0	0	2	.000	4	1	0	0	25	0	0	0	0	-
9	ROBERTS, Katora	4	13	3	23	.435	0	0	0	0	1	0	2	0	0	-
10	JOHNSON, Alexis	4	10	1	24	.375	1	0	0	0	3	0	1	1	0	-
11	SWANN, Sydney	1	0	0	0	.000	0	0	0	0	0	0	0	0	0	-
	Totals	4	60	20	155	.258	57	5	4	7	81	2	10	1	1	-

TOTAL TEAM BLOCKS: 7.0

Team Attack By Set

Set	K	E	TA	Pct
1	14	7	36	.194
2	11	2	31	.290
3	18	5	44	.295
4	17	6	44	.250

Site: Nashville, Tenn. (Kean Hall)
Date: Sept 2, 2017 Attend: 233 Time: 2:01
Referees:

Match #8 | 9/8/16 | L | Alabama 3 - Tennessee State 0 | Tuscaloosa, Ala.

Volleyball Box Score
Tennessee State vs Alabama (Sep 08, 2017 at Tuscaloosa, AL)

		Attack					Serve				Block				
#	Tennessee State	S	K	E	TA	Pct	Ast	SA	SE	RE	Dig	BS	BA	BE	BH	Pts
1	EVANS, Maya	3	1	1	6	.000	0	0	0	0	1	1	2	0	0	-
5	HENDERSON, Rachel	3	5	7	24	-.083	0	0	1	0	3	2	1	2	0	-
6	BELTRAN, Samantha	3	2	1	6	.167	18	1	0	0	6	0	2	0	0	-
8	HAYES, Kylie	3	0	0	0	.000	0	0	0	1	3	0	0	0	0	-
9	ROBERTS, Katora	3	10	5	22	.227	0	0	0	0	1	0	0	0	0	-
12	PIERSON, Julia	3	5	9	35	-.114	1	0	1	0	10	1	1	0	0	-
3	CETINOZ, Mine	2	0	0	0	.000	0	0	0	0	1	0	0	0	0	-
4	ADORNO-DEJESUS, C.	3	0	0	0	.000	4	1	0	2	13	0	0	0	0	-
10	JOHNSON, Alexis	3	2	6	21	-.190	0	0	0	0	3	0	0	0	0	-
11	SWANN, Sydney	1	0	0	2	.000	0	0	0	0	0	0	0	0	0	-
13	WILSON, Curstyn	3	0	0	0	.000	0	0	1	1	4	0	0	0	0	-
	Totals	3	25	29	116	-.034	23	2	3	4	45	4	6	2	0	-

TOTAL TEAM BLOCKS: 7.0

Team Attack By Set

Set	K	E	TA	Pct
1	7	9	32	-.062
2	9	8	41	.024
3	9	12	43	-.070

SET SCORES	1	2	3	Team Records:
Tennessee State (0)	14	20	20	4-4
Alabama (3)	25	25	25	5-2

		Attack					Serve				Block				
#	Alabama	S	K	E	TA	Pct	Ast	SA	SE	RE	Dig	BS	BA	BE	BH	Pts
7	Jennifer Casillas	2	2	3	7	-.143	0	0	0	0	0	0	1	0	0	-
10	Meghan Neelon	3	3	2	6	.167	26	2	1	0	9	0	1	0	1	-
13	Christine Jarman	3	7	2	26	.192	0	0	0	0	12	0	1	0	0	-
15	Leah Lawrence	3	10	2	17	.471	0	0	1	0	2	2	3	0	0	-
20	Kaylee Thomas	3	0	1	4	-.250	0	0	0	1	9	0	0	0	0	-
23	Hayley McSparin	3	7	5	18	.111	0	0	0	0	0	0	2	1	0	-
1	Abolanle Onipede	2	3	2	12	.083	0	0	0	0	1	0	0	0	0	-
2	Natalie Murison	3	0	0	0	.000	0	1	1	0	3	0	0	0	0	-
4	Quincey Gary	3	0	0	0	.000	4	1	0	1	16	0	0	0	0	-
11	Karen Crews	1	0	0	0	.000	0	0	1	0	1	0	0	0	0	-
18	Mahalia Swink	3	5	4	23	.043	0	0	0	0	0	3	2	1	0	-
	Totals	3	37	21	113	.142	30	4	4	2	53	5	10	2	1	-

TOTAL TEAM BLOCKS: 10.0

Team Attack By Set

Set	K	E	TA	Pct
1	12	4	29	.276
2	14	8	37	.162
3	11	9	47	.043

Site: Tuscaloosa, AL (Foster Auditorium)
Date: Sep 08, 2017 Attend: 102 Time: 1:15
Referees: Mark Prater, Keith Hutchinson, Dawn Dismukes

Match #9 | 9/8/17 | L | Furman 3 - Tennessee State 2 | Tuscaloosa, Ala.

Volleyball Box Score
Tennessee State vs Furman (Sep 08, 2017 at Tuscaloosa, AL)

			Attack				Serve				Block				
#	Tennessee State	S	K	E	TA	Pct	Ast	SA	SE	RE	Dig	BS	BA	BE	BH	Pts
5	HENDERSON, Rachel	5	18	5	38	.342	0	1	1	0	5	0	4	1	0	-
6	BELTRAN, Samantha	5	2	1	11	.091	49	1	0	0	14	0	1	0	1	-
8	HAYES, Kylie	5	0	0	4	.000	0	1	2	0	5	0	0	0	0	-
9	ROBERTS, Katora	5	10	8	26	.077	0	0	0	0	1	0	2	0	0	-
11	SWANN, Sydney	5	8	3	25	.200	0	0	0	0	1	0	1	0	0	-
12	PIERSON, Julia	5	14	5	48	.188	2	1	1	3	10	0	4	0	0	-
1	EVANS, Maya	1	0	0	0	.000	0	0	0	0	0	0	0	0	0	-
2	EVANS, Megan	1	0	0	1	.000	0	0	0	0	1	0	0	0	0	-
3	CETINOZ, Mine	2	0	0	0	.000	0	0	0	1	2	0	0	0	0	-
4	ADORNO-DEJESUS, C.	5	0	0	1	.000	3	2	0	0	23	0	0	0	0	-
10	JOHNSON, Alexis	5	7	2	27	.185	0	0	0	0	1	0	0	0	0	-
13	WILSON, Curstyn	5	0	0	0	.000	0	4	3	2	16	0	0	0	0	-
	Team									1						
	Totals	5	59	24	181	.193	54	10	7	7	79	0	12	1	1	-

TOTAL TEAM BLOCKS: 6.0

Team Attack By Set

Set	K	E	TA	Pct
1	13	2	37	.297
2	17	5	37	.324
3	12	6	42	.143
4	12	4	37	.216
5	5	7	28	-.071

SET SCORES	1	2	3	4	5	Team Records:
Tennessee State (2)	23	25	17	27	6	4-5
Furman (3)	25	23	25	25	15	4-4

			Attack				Serve				Block				
#	Furman	S	K	E	TA	Pct	Ast	SA	SE	RE	Dig	BS	BA	BE	BH	Pts
1	Courtney Hoffman	5	13	2	25	.440	0	0	0	1	0	1	1	2	0	-
4	Nicole Mack	5	6	4	23	.087	4	2	2	3	14	0	1	1	0	-
6	Christen Sikora	5	19	4	49	.306	3	1	2	0	14	0	0	0	0	-
10	Hunter Thompson	5	8	2	17	.353	49	1	0	0	12	0	0	0	0	-
14	Jamila Johnson	5	15	9	53	.113	0	0	0	0	19	0	1	1	0	-
17	Carris Campbell	5	9	2	19	.368	2	0	0	0	0	0	1	3	0	-
7	Jordan McNeill	1	0	0	0	.000	0	0	0	0	0	0	0	0	0	-
9	Meg DeMaar	5	0	0	2	.000	5	1	0	3	24	0	0	0	0	-
13	Abbey Crawford	5	0	0	0	.000	0	2	1	0	2	0	0	0	0	-
	Team									3						
	Totals	5	70	23	188	.250	63	7	5	10	85	1	4	7	0	-

TOTAL TEAM BLOCKS: 3.0

Team Attack By Set

Set	K	E	TA	Pct
1	17	6	45	.244
2	15	3	39	.308
3	16	4	39	.308
4	17	9	48	.167
5	5	1	17	.235

Site: Tuscaloosa, AL (Foster Auditorium)
Date: Sep 08, 2017 Attend: Time: 2:00
Referees: Steve Owen, Mark Prater, George Bowen

Match #10 | 9/9/17 | L | Hofstra 3 - Tennessee State 0 | Tuscaloosa, Ala.

Volleyball Box Score
Hofstra vs Tennessee State (Sep 09, 2017 at Tuscaloosa, AL)

			Attack				Serve				Block				
#	Hofstra	S	K	E	TA	Pct	Ast	SA	SE	RE	Dig	BS	BA	BE	BH	Pts
1	Masciullo, Laura	3	13	1	35	.343	0	0	2	1	7	0	0	0	0	-
3	Sydlik, Luisa	3	3	2	7	.143	34	3	4	0	6	0	1	0	0	-
5	Bogoje, Doris	3	7	0	10	.700	1	0	0	0	2	0	1	0	0	-
9	Maring, Sanne	3	4	2	9	.222	0	0	0	0	0	0	1	1	0	-
10	Rucli, Michela	2	1	3	7	-.286	0	0	0	0	0	0	2	0	0	-
15	Ortiz, Ivania	2	4	2	14	.143	0	2	0	1	2	0	1	1	0	-
2	Martinovic, Ana	2	8	2	15	.400	1	4	0	0	2	0	0	0	0	-
7	Perez, Nanishka	3	1	0	2	.500	0	2	1	0	3	0	0	0	0	-
16	Van Fleet, Julia	3	0	0	0	.000	1	0	1	1	19	0	0	0	0	-
18	Figueroa, Paola	1	1	0	4	.250	0	0	1	0	1	0	0	0	0	-
23	Denham, Caylie	3	0	0	0	.000	3	0	0	1	1	0	0	0	0	-
26	Russell, Hanna	2	1	2	7	-.143	0	0	0	0	0	0	0	0	0	-
	Totals	3	43	14	110	.264	40	11	9	4	43	0	6	2	0	-

TOTAL TEAM BLOCKS: 3.0

Team Attack By Set

Set	K	E	TA	Pct
1	15	3	35	.343
2	14	7	37	.189
3	14	4	38	.263

SET SCORES	1	2	3	Team Records:
Hofstra (3)	25	25	25	5-5
Tennessee State (0)	16	21	16	4-6

			Attack				Serve				Block				
#	Tennessee State	S	K	E	TA	Pct	Ast	SA	SE	RE	Dig	BS	BA	BE	BH	Pts
1	EVANS, Maya	3	1	3	7	-.286	0	0	0	0	0	0	0	0	0	-
5	HENDERSON, Rachel	3	5	3	17	.118	0	1	0	0	0	1	0	1	0	-
6	BELTRAN, Samantha	3	4	2	13	.154	19	0	0	0	10	0	0	0	1	-
9	ROBERTS, Katora	3	5	2	12	.250	0	0	0	0	0	0	0	0	0	-
10	JOHNSON, Alexis	3	8	4	18	.222	0	0	0	1	1	0	0	0	0	-
11	SWANN, Sydney	3	2	4	25	-.080	0	0	0	1	1	0	0	0	0	-
3	CETINOZ, Mine	3	0	0	0	.000	1	0	0	1	4	0	0	0	0	-
4	ADORNO-DEJESUS, C.	3	0	0	0	.000	3	0	0	0	15	0	0	0	0	-
8	HAYES, Kylie	3	0	0	0	.000	0	1	0	2	7	0	0	0	0	-
13	WILSON, Curstyn	3	0	0	5	.000	1	2	1	3	11	0	0	0	0	-
	Team									3						
	Totals	3	25	18	97	.072	24	4	1	11	49	1	0	1	1	-

TOTAL TEAM BLOCKS: 1.0

Team Attack By Set

Set	K	E	TA	Pct
1	10	5	30	.167
2	8	6	28	.071
3	7	7	39	.000

Site: Tuscaloosa, AL (Foster Auditorium)
Date: Sep 09, 2017 Attend: Time: 1:16
Referees: Keith Hutchinson, Steve Owen, George Bowen

Match #11 | 9/15/17 | L | Washington State 3 - Tennessee State 0 | Springfield, Mo.

Volleyball Box Score
Washington State vs Tennessee State (09-15-17 at Springfield, Mo.)

			Attack				Serve				Block				
#	Washington State	S	K	E	TA	Pct	Ast	SA	SE	RE	Dig	BS	BA	BE	BH	Pts
1	Tusa, Penny	3	0	0	1	.000	20	0	1	0	5	0	0	0	1	-
5	Woodford, McKenna	3	10	2	20	.400	0	0	0	0	3	2	0	0	0	-
6	Urias, Jocelyn	3	4	0	6	.667	2	2	2	0	3	0	2	0	0	-
10	Mims, Taylor	3	15	5	31	.323	0	2	1	0	8	0	1	1	0	-
12	Martin, Claire	3	3	2	9	.111	0	0	0	0	1	0	3	0	0	-
18	Lajos, Ella	3	8	3	12	.417	0	0	0	0	0	0	3	0	0	-
4	Dirige, Alexis	3	0	1	1	-1.000	4	1	2	2	13	0	0	0	0	-
13	Coale, Olivia	1	0	0	0	.000	0	0	0	0	1	0	0	0	0	-
15	Phillips, Abby	2	0	0	0	.000	0	0	1	0	1	0	0	0	0	-
16	Smith, Savanah	3	2	2	5	.000	1	0	0	0	2	0	1	0	0	-
19	Brown, Ashley	3	1	0	1	1.000	12	0	1	0	5	0	0	0	0	-
	Totals	3	43	15	86	.326	39	5	8	2	42	2	10	1	1	-

TOTAL TEAM BLOCKS: 7.0

Team Attack By Set

Set	K	E	TA	Pct
1	11	4	19	.368
2	17	8	33	.273
3	15	3	34	.353

SET SCORES	1	2	3	Team Records:
Washington State (3)	25	25	25	9-1
Tennessee State (0)	18	15	17	4-7

			Attack				Serve				Block				
#	Tennessee State	S	K	E	TA	Pct	Ast	SA	SE	RE	Dig	BS	BA	BE	BH	Pts
5	HENDERSON, Rachel	3	3	4	16	-.062	1	1	0	0	2	1	1	1	0	-
6	BELTRAN, Samantha	3	2	1	8	.125	18	0	2	0	3	0	0	0	0	-
8	HAYES, Kylie	3	0	0	1	.000	1	1	1	2	5	0	0	0	0	-
9	ROBERTS, Katora	3	4	2	11	.182	0	0	0	0	0	0	0	0	0	-
12	PIERSON, Julia	3	9	5	29	.138	0	0	1	2	3	0	3	0	0	-
13	WILSON, Curstyn	3	0	0	2	.000	0	0	1	1	1	0	0	0	0	-
1	EVANS, Maya	3	4	2	12	.167	0	0	0	0	0	1	4	0	0	-
2	EVANS, Megan	1	1	0	1	1.000	0	0	0	0	0	0	0	0	0	-
4	ADORNO-DEJESUS, C.	3	0	0	0	.000	3	0	0	0	12	0	0	0	0	-
10	JOHNSON, Alexis	3	1	7	12	-.500	0	0	0	0	1	0	0	0	0	-
11	SWANN, SYDNEY	2	0	0	0	.000	0	0	0	0	0	0	0	0	0	-
	Totals	3	24	21	92	.033	23	2	5	5	27	2	8	1	0	-

TOTAL TEAM BLOCKS: 6.0

Team Attack By Set

Set	K	E	TA	Pct
1	9	9	24	.000
2	5	5	27	.000
3	10	7	41	.073

Site: Springfield, Mo. (Hammons Student Ctr.)
Date: 09-15-17 Attend: 79 Time: 1:11
Referees: Brian Heaton, Ric Washburn

Match #12 | 9/16/16 | L | Illinois 3 - Tennessee State 0 | Springfield, Mo.

Volleyball Box Score
Illinois vs Tennessee State (09-16-17 at Springfield, Mo.)

			Attack				Serve				Block				
#	Illinois	S	K	E	TA	Pct	Ast	SA	SE	RE	Dig	BS	BA	BE	BH	Pts
1	Poulter, Jordyn	3	2	0	6	.333	35	1	1	0	8	0	3	0	0	-
2	Gereau, Annika	3	0	0	0	.000	0	0	1	0	6	0	0	0	0	-
5	Bastianelli, Ali	1	2	0	3	.667	0	0	1	0	0	0	1	0	0	-
7	Quade, Jacqueline	3	7	2	19	.263	0	1	0	0	5	1	1	0	0	-
15	Cooney, Megan	3	6	2	12	.333	1	0	0	0	2	0	1	0	0	-
17	Hranicka, Blayke	3	12	1	20	.550	0	0	0	0	2	0	1	1	0	-
3	Donnelly, Brandi	3	0	0	0	.000	1	0	0	1	24	0	0	0	0	-
6	Van Dyke, Marijke	3	1	2	5	-.200	0	0	0	0	0	0	0	0	0	-
8	Prince, Beth	2	1	0	6	.167	1	0	0	0	0	0	0	0	0	-
9	Omazic, Tyanna	3	8	1	13	.538	0	0	0	0	1	0	2	0	0	-
10	Walters, Emmaline	3	0	0	0	.000	0	0	1	1	2	0	0	0	0	-
12	Kuyava-Deberg, Kylie	3	6	3	24	.125	0	0	0	0	0	0	0	0	0	-
18	Smith, Lexie	1	0	0	0	.000	0	0	0	0	1	0	0	0	0	-
21	Welsh, Caroline	3	0	0	0	.000	0	1	1	0	4	0	0	0	0	-
	Totals	3	45	11	108	.315	38	3	5	2	55	1	9	1	0	-

TOTAL TEAM BLOCKS: 5.5

Team Attack By Set

Set	K	E	TA	Pct
1	13	2	32	.344
2	14	6	41	.195
3	18	3	35	.429

SET SCORES	1	2	3	Team Records:
Illinois (3)	25	25	25	8-2
Tennessee State (0)	15	18	12	4-8

			Attack				Serve				Block				
#	Tennessee State	S	K	E	TA	Pct	Ast	SA	SE	RE	Dig	BS	BA	BE	BH	Pts
5	HENDERSON, Rachel	3	8	0	22	.364	0	0	1	0	0	0	2	0	0	-
6	BELTRAN, Samantha	3	2	2	10	.000	19	0	1	0	8	0	2	1	0	-
8	HAYES, Kylie	3	0	0	0	.000	0	0	0	1	4	0	0	0	0	-
9	ROBERTS, Katora	3	6	1	19	.263	0	0	0	0	0	0	1	2	0	-
12	PIERSON, Julia	3	5	6	28	-.036	0	1	1	2	15	1	2	0	0	-
13	WILSON, Curstyn	3	0	1	1	-1.000	1	1	3	0	7	0	0	0	0	-
1	EVANS, Maya	3	2	2	9	.000	0	0	0	0	0	0	1	0	0	-
4	ADORNO-DEJESUS, C.	3	1	0	1	1.000	5	0	0	0	9	0	0	0	0	-
10	JOHNSON, Alexis	3	0	7	13	-.538	0	0	0	0	3	0	0	0	0	-
11	SWANN, SYDNEY	1	3	0	7	.429	0	0	0	0	1	0	0	0	0	-
	Totals	3	27	19	110	.073	25	2	6	3	47	1	8	3	0	-

TOTAL TEAM BLOCKS: 5.0

Team Attack By Set

Set	K	E	TA	Pct
1	8	8	39	.000
2	11	5	36	.167
3	8	6	35	.057

Site: Springfield, Mo. (Hammons Student Ctr.)
Date: 09-16-17 Attend: 85 Time: 1:07
Referees: Jim Werner, Augie Werner

Match #13 | 9/16/17 | L | Missouri State 3 - Tennessee State 0 | Springfield, Mo.

Volleyball Box Score
Tennessee State vs Missouri State (09-16-17 at Springfield, Mo.)

			Attack				Serve				Block				
#	Tennessee State	S	K	E	TA	Pct	Ast	SA	SE	RE	Dig	BS	BA	BE	BH	Pts
1	EVANS, Maya	3	4	1	12	.250	0	0	0	0	1	1	1	0	0	-
5	HENDERSON, Rachel	3	9	2	22	.318	0	0	0	0	1	0	1	2	0	-
6	BELTRAN, Samantha	3	4	1	8	.375	27	0	0	0	11	0	1	0	0	-
10	JOHNSON, Alexis	3	2	2	13	.000	0	0	0	0	0	0	0	0	0	-
11	SWANN, SYDNEY	3	3	2	15	.067	0	0	1	0	1	0	0	1	0	-
12	PIERSON, Julia	3	11	9	39	.051	1	0	1	1	3	0	1	0	0	-
3	CETINOZ, Mine	1	0	0	0	.000	0	0	0	0	1	0	0	0	0	-
4	ADORNO-DEJESUS, C.	3	0	0	0	.000	5	0	1	1	12	0	0	0	0	-
8	HAYES, Kylie	3	0	0	0	.000	0	0	1	1	7	0	0	0	0	-
13	WILSON, Curstyn	3	0	0	0	.000	1	0	1	0	5	0	0	0	0	-
	Team									1						
	Totals	3	33	17	109	.147	34	0	5	4	42	1	4	3	0	-

TOTAL TEAM BLOCKS: 3.0

Team Attack By Set

Set	K	E	TA	Pct
1	12	6	34	.176
2	7	5	31	.065
3	14	6	44	.182

SET SCORES	1	2	3	Team Records:
Tennessee State (0)	18	10	17	4-9
Missouri State (3)	25	25	25	8-5

			Attack				Serve				Block				
#	Missouri State	S	K	E	TA	Pct	Ast	SA	SE	RE	Dig	BS	BA	BE	BH	Pts
1	Dixon,Brianne	3	0	0	0	.000	1	0	1	0	11	0	0	0	0	-
5	Wright,Lynsey	3	11	3	24	.333	0	1	1	0	1	0	1	0	0	-
13	Idos,Gerri	3	0	0	0	.000	0	0	0	0	5	0	0	0	0	-
17	Johnson,Lily	3	16	1	41	.366	0	0	2	0	3	1	0	0	0	-
19	Mosquera,Mikaela	1	1	1	4	.000	0	0	0	0	0	0	0	0	0	-
22	Messa,Daniele	3	1	0	3	.333	31	2	1	0	7	0	0	1	0	-
2	Orlando,Emelie	2	0	0	0	.000	11	0	0	0	4	0	0	0	0	-
3	Snelling,Veronica	3	3	1	7	.286	0	0	0	0	1	0	2	0	0	-
6	Boone,Lauren	2	3	0	9	.333	0	0	0	0	0	0	0	0	0	-
7	Dake,Laynie	2	4	1	8	.375	0	0	0	0	1	0	3	0	0	-
8	Butters,Emily	3	0	0	0	.000	2	1	0	0	11	0	0	0	0	-
10	Cheffey,Aubrey	3	9	0	11	.818	0	0	0	0	2	0	2	0	0	-
21	Dudenhoeffer,Ashley	3	0	0	0	.000	0	0	0	0	0	0	0	0	0	-
	Totals	3	48	7	107	.383	45	4	5	0	46	1	8	1	0	-

TOTAL TEAM BLOCKS: 5.0

Team Attack By Set

Set	K	E	TA	Pct
1	17	4	38	.342
2	15	0	29	.517
3	16	3	40	.325

Site: Springfield, Mo. (Hammons Student Ctr.)
Date: 09-16-17 Attend: 821 Time: 1:18
Referees: Augie Werner, Ric Washburn

Match #14 | 9/22/17 | L | EKU 3- Tenneesse State 1 | Nashville, Tenn.

Volleyball Box Score
EKU vs Tennessee State (Sep 22, 2017 at Nashville, Tenn.)

			Attack				Serve				Block				
#	EKU	S	K	E	TA	Pct	Ast	SA	SE	RE	Dig	BS	BA	BE	BH	Pts
2	KNUTSON, Cassie	4	15	6	35	.257	3	3	1	0	10	0	1	0	0	-
5	SANKS, Celina	4	14	5	43	.209	1	2	1	1	10	0	1	1	0	-
8	KOONS, Ciera	4	5	1	9	.444	0	2	3	0	2	2	4	0	0	-
9	DROST, Nikki	1	1	0	1	1.000	0	0	1	0	0	0	1	0	0	-
11	WOODY, Rachel	4	3	2	14	.071	42	0	1	0	5	0	1	0	0	-
22	JOHNSON, Kaylin	4	9	4	20	.250	0	0	0	0	2	0	1	0	0	-
1	ROJAS, Chloe	4	0	0	0	.000	1	1	1	0	23	0	0	0	0	-
4	FLORES, Viviana	1	0	0	0	.000	0	0	0	0	3	0	0	0	0	-
6	WILSON, Kennedy	4	0	0	1	.000	1	0	0	1	8	0	0	0	0	-
7	CASERMA-KLOEBLE, Kat	1	0	0	0	.000	0	0	0	0	0	0	0	0	0	-
10	KOLENIK, Lauren	4	6	1	20	.250	0	0	2	0	0	1	1	0	0	-
18	FERRAGONIO, Maria	2	0	0	0	.000	1	0	0	0	1	0	0	0	0	-
	Totals	4	53	19	143	.238	49	8	10	2	64	3	10	1	0	

TOTAL TEAM BLOCKS: 8.0

Team Attack By Set

Set	K	E	TA	Pct
1	12	6	29	.207
2	11	5	33	.182
3	16	6	49	.204
4	14	2	32	.375

SET SCORES	1	2	3	4	Team Records:
EKU (3)	25	16	27	25	3-12, 1-0 OVC
Tennessee State (1)	16	25	25	14	4-10, 0-1 OVC

			Attack				Serve				Block				
#	Tennessee State	S	K	E	TA	Pct	Ast	SA	SE	RE	Dig	BS	BA	BE	BH	Pts
1	EVANS, Maya	4	3	4	15	-.067	0	1	0	0	2	0	4	1	0	-
5	HENDERSON, Rachel	4	13	5	36	.222	0	0	0	0	1	0	3	0	0	-
6	BELTRAN, Samantha	4	2	3	9	-.111	33	0	1	2	16	0	1	0	0	-
9	ROBERTS, Katora	4	11	2	25	.360	0	0	0	0	0	1	3	0	0	-
10	JOHNSON, Alexis	4	2	1	11	.091	0	0	0	0	1	0	0	0	0	-
12	PIERSON, Julia	4	15	5	34	.294	1	0	1	2	5	0	2	0	0	-
2	EVANS, Megan	1	0	0	1	.000	0	0	0	0	1	0	0	0	0	-
3	CETINOZ, Mine	2	0	0	0	.000	0	0	2	0	0	0	0	0	0	-
4	ADORNO-DEJESUS, C.	4	0	0	0	.000	4	0	0	4	17	0	0	0	0	-
8	HAYES, Kylie	4	0	0	0	.000	1	0	1	0	3	0	0	0	0	-
11	SWANN, Sydney	3	0	0	8	.000	0	0	0	0	4	0	1	0	0	-
13	WILSON, Curstyn	4	0	1	2	-.500	0	1	2	0	9	0	0	0	0	-
	Totals	4	46	21	141	.177	39	2	7	8	59	1	14	1	0	-

TOTAL TEAM BLOCKS: 8.0

Team Attack By Set

Set	K	E	TA	Pct
1	9	6	31	.097
2	13	4	35	.257
3	17	5	44	.273
4	7	6	31	.032

Site: Nashville, Tenn. (Kean Hall)
Date: Sep 22, 2017 Attend: 153 Time: 2.0
Referees: Tyler Adams, Danny Woosley

Match #15 | 9/23/17 | W | Tennessee State 3 - Morehead State 1 | Nashville, Tenn.

Volleyball Box Score
MOREHEAD vs Tennessee State (Sep 23, 2017 at Nashville, Tenn.)

			Attack				Serve				Block				
#	MOREHEAD	S	K	E	TA	Pct	Ast	SA	SE	RE	Dig	BS	BA	BE	BH	Pts
2	FELLA, Maddie	4	10	1	17	.529	1	0	0	0	0	0	2	0	0	-
3	JONES, Jordan	4	9	4	27	.185	9	1	1	0	3	0	1	1	3	-
7	ROKEY, Lauren	4	12	9	48	.062	2	1	4	1	12	1	0	0	0	-
11	CLARK, Chandler	4	2	1	8	.125	33	0	0	0	14	0	0	1	1	-
12	WACHTMAN, Jessie	4	7	3	21	.190	0	1	2	0	2	0	1	0	0	-
15	EVANS, Alli	4	10	6	36	.111	0	0	0	1	3	0	2	2	0	-
4	McCARSON, Danielle	4	0	0	0	.000	1	0	2	0	22	0	0	0	0	-
5	ALLEN, Liz	3	0	1	2	-.500	0	1	0	0	2	0	0	0	0	-
10	CECIL, Alyssa	4	0	0	0	.000	0	0	1	1	8	0	0	0	0	-
14	HALL, Jessica	2	0	0	0	.000	0	0	1	0	0	0	0	0	0	-
16	REYNOLDS, Karlee	2	1	1	2	.000	0	0	0	0	1	0	0	0	0	-
	Totals	4	51	26	161	.155	46	4	11	3	67	1	6	4	4	-

TOTAL TEAM BLOCKS: 4.0

Team Attack By Set

Set	K	E	TA	Pct
1	12	8	39	.103
2	13	4	36	.250
3	14	6	47	.170
4	12	8	39	.103

SET SCORES	1	2	3	4	Team Records:
MOREHEAD (1)	20	19	25	22	9-6, 0-2 OVC
Tennessee State (3)	25	25	23	25	5-10, 1-1 OVC

			Attack				Serve				Block				
#	Tennessee State	S	K	E	TA	Pct	Ast	SA	SE	RE	Dig	BS	BA	BE	BH	Pts
1	EVANS, Maya	4	5	1	11	.364	0	0	0	0	1	0	1	0	0	-
5	HENDERSON, Rachel	4	7	5	24	.083	0	1	2	1	5	0	5	1	0	-
6	BELTRAN, Samantha	4	3	1	13	.154	47	1	1	0	7	0	2	0	2	-
8	HAYES, Kylie	4	0	0	2	.000	0	0	4	0	16	0	0	0	0	-
9	ROBERTS, Katora	4	7	2	19	.263	0	0	0	0	1	0	3	1	0	-
12	PIERSON, Julia	4	21	3	52	.346	0	0	2	2	16	0	1	0	0	-
3	CETINOZ, Mine	1	0	0	0	.000	0	1	1	0	0	0	0	0	0	-
4	ADORNO-DEJESUS, C.	4	0	0	0	.000	5	0	0	1	24	0	0	0	0	-
10	JOHNSON, Alexis	4	10	1	19	.474	0	0	0	0	0	0	4	0	0	-
13	WILSON, Curstyn	4	0	0	2	.000	0	0	2	0	8	0	0	0	0	-
	Totals	4	53	13	142	.282	52	3	12	4	78	0	16	2	2	-

TOTAL TEAM BLOCKS: 8.0

Team Attack By Set

Set	K	E	TA	Pct
1	13	1	27	.444
2	15	2	35	.371
3	13	6	43	.163
4	12	4	37	.216

Site: Nashville, Tenn. (Kean Hall)
Date: Sep 23, 2017 Attend: 275 Time: 2:00
Referees: Janice Byrd, Kim Wilkerson

Match #16 | 9/26/17 | L | Belmont 3 - Tennessee State 1 | Nashville, Tenn.

Volleyball Box Score
Tennessee State vs Belmont Bruins (Sep 26, 2017 at Nashville, Tenn.)

			Attack				Serve				Block				
#	Tennessee State	S	K	E	TA	Pct	Ast	SA	SE	RE	Dig	BS	BA	BE	BH	Pts
1	EVANS, Maya	4	3	1	8	.250	0	0	0	0	3	2	5	0	0	-
5	HENDERSON, Rachel	4	18	6	34	.353	0	0	2	0	2	0	7	0	0	-
6	BELTRAN, Samantha	4	1	1	10	.000	28	1	2	0	12	0	3	0	0	-
8	HAYES, Kylie	4	0	0	0	.000	0	1	2	2	9	0	0	0	0	-
9	ROBERTS, Katora	4	3	6	14	-.214	0	0	0	0	1	0	2	2	0	-
12	PIERSON, Julia	4	5	4	31	.032	0	0	3	1	7	0	1	0	0	-
3	CETINOZ, Mine	1	0	0	0	.000	0	0	0	0	0	0	0	0	0	-
4	ADORNO-DEJESUS, C.	4	0	0	0	.000	3	1	0	3	13	0	0	0	0	-
10	JOHNSON, Alexis	4	2	3	14	-.071	0	0	0	0	1	0	0	0	0	-
11	SWANN, SYDNEY	2	0	0	1	.000	0	0	0	0	0	0	0	0	0	-
13	WILSON, Curstyn	4	0	1	2	-.500	0	0	2	1	9	0	0	0	0	-
	Totals	4	32	22	114	.088	31	3	11	7	57	2	18	2	0	

TOTAL TEAM BLOCKS: 11.0

Team Attack By Set

Set	K	E	TA	Pct
1	6	8	32	-.062
2	8	2	23	.261
3	8	6	25	.080
4	10	6	34	.118

SET SCORES	1	2	3	4	Team Records:
Tennessee State (1)	16	18	25	22	5-11, 1-2 OVC
Belmont Bruins (3)	25	25	21	25	8-6, 3-0 OVC

			Attack				Serve				Block				
#	Belmont Bruins	S	K	E	TA	Pct	Ast	SA	SE	RE	Dig	BS	BA	BE	BH	Pts
1	VESTAL, Jessica	4	8	4	26	.154	0	4	3	2	10	0	1	0	0	-
4	MULLINS, Maggie	4	0	0	5	.000	43	1	3	0	8	0	1	0	0	-
7	LEPAGE, Mackenzie	4	10	4	22	.273	0	0	0	0	0	0	3	0	0	-
10	PERSON, Arianna	4	15	10	45	.111	3	1	4	0	6	0	1	0	0	-
12	LEWIS, Brie	4	9	1	19	.421	2	1	4	0	11	0	1	0	0	-
14	NICHOLS, Alexa	4	11	5	24	.250	0	0	0	0	0	1	1	0	0	-
5	SULLIVAN, Haley	3	0	0	0	.000	0	0	2	0	1	0	0	0	0	-
11	RICHARDS, Emily	1	0	0	0	.000	0	0	0	0	0	0	0	0	0	-
15	IVANCICH, Ellie	4	1	0	2	.500	3	0	3	1	14	0	0	0	0	-
	Totals	4	54	24	143	.210	51	7	19	3	50	1	8	0	0	

TOTAL TEAM BLOCKS: 5.0

Team Attack By Set

Set	K	E	TA	Pct
1	15	6	37	.243
2	15	4	32	.344
3	11	9	40	.050
4	13	5	34	.235

Site: Nashville, Tenn. (Curb Event Center)
Date: Sep 26, 2017 Attend: 339 Time: 1:49
Referees: Keith Hutchison, James Lawson, Jim Horencamp

Match #17 | 10/6/17 | L | Jacksonville St. 3 - Tennessee State 2 | Jacksonville, Ala.

Volleyball Box Score
Tennessee State vs Jacksonville State (Oct 06, 2017 at Jacksonville, Ala.)

			Attack				Serve				Block				
#	Tennessee State	S	K	E	TA	Pct	Ast	SA	SE	RE	Dig	BS	BA	BE	BH	Pts
1	EVANS, Maya	5	14	3	25	.440	0	0	0	0	0	0	3	1	0	-
5	HENDERSON, Rachel	5	18	12	45	.133	0	1	0	0	2	0	3	1	0	-
6	BELTRAN, Samantha	5	4	1	13	.231	61	1	2	0	8	1	0	0	1	-
8	HAYES, Kylie	5	0	0	2	.000	0	0	1	0	11	0	0	0	0	-
9	ROBERTS, Katora	5	19	5	36	.389	0	0	0	0	0	1	0	1	0	-
11	SWANN, SYDNEY	5	4	5	21	-.048	0	0	1	1	9	0	1	1	0	-
3	CETINOZ, Mine	2	0	0	0	.000	0	0	0	0	3	0	0	0	0	-
4	ADORNO-DEJESUS, C.	5	0	0	1	.000	2	0	0	0	25	0	0	0	0	-
10	JOHNSON, Alexis	5	7	9	30	-.067	0	0	0	0	1	0	2	1	0	-
13	WILSON, Curstyn	5	0	2	4	-.500	1	2	4	0	13	0	0	0	0	-
	Team									1						
	Totals	5	66	37	177	.164	64	4	8	2	72	2	9	5	1	-

TOTAL TEAM BLOCKS: 6.5

Team Attack By Set

Set	K	E	TA	Pct
1	18	9	42	.214
2	14	6	37	.216
3	13	7	38	.158
4	15	10	37	.135
5	6	5	23	.043

SET SCORES	1	2	3	4	5	Team Records:
Tennessee State (2)	25	25	21	18	13	5-13, 1-4 OVC
Jacksonville State (3)	23	19	25	25	15	15-8, 2-3 OVC

			Attack				Serve				Block				
#	Jacksonville State	S	K	E	TA	Pct	Ast	SA	SE	RE	Dig	BS	BA	BE	BH	Pts
4	ZUHLKE, Allyson	5	21	8	56	.232	0	0	0	0	6	0	6	1	0	-
5	MILTON, Kaylie	4	4	3	13	.077	0	0	0	0	8	0	0	1	0	-
7	HART, Jennifer	5	3	0	3	1.000	34	0	0	0	7	0	0	0	0	-
9	ROMBACH, Mackenzie	5	6	3	18	.167	0	0	1	0	1	0	3	1	0	-
10	KRUTSINGER, Kim	2	1	0	1	1.000	0	0	0	0	0	0	3	0	0	-
11	COOLER, Madison	3	3	6	20	-.150	0	0	1	2	8	0	1	1	0	-
1	POWELL, Kennedy	3	0	0	0	.000	0	0	0	0	0	0	0	0	0	-
2	VILLANO, Brooklynne	4	6	3	16	.188	1	1	1	1	8	0	4	1	1	-
3	KIRK, Hannah	5	0	0	0	.000	3	0	0	0	13	0	0	0	0	-
12	CLINGAN, Ashley	3	0	0	0	.000	0	0	0	1	4	0	0	0	0	-
13	PERUCKI, Rachel	5	0	0	0	.000	17	0	0	0	3	0	0	0	0	-
14	FREAR, Kaylee	5	6	2	11	.364	1	0	0	0	0	0	6	1	0	-
16	LUDTKE, Charis	5	9	1	33	.242	0	1	0	0	2	1	1	0	0	-
	Totals	5	59	26	171	.193	56	2	3	4	60	1	24	6	1	-

TOTAL TEAM BLOCKS: 13.0

Team Attack By Set

Set	K	E	TA	Pct
1	12	5	39	.179
2	11	9	39	.051
3	13	6	40	.175
4	13	3	32	.312
5	10	3	21	.333

Site: Jacksonville, Ala. (Pete Mathews Col.)
Date: Oct 06, 2017 Attend: 314 Time: 2:18
Referees: Arleen Hughes, Del Hughes

Match #18 | 10/7/17 | W | Tennessee State 3 - TN Tech 0 | Clarksville, Tenn.

Volleyball Box Score
Tennessee State vs Tennessee Tech (Oct 07, 2017 at Cookeville, Tenn.)

			Attack				Serve				Block				
#	Tennessee State	S	K	E	TA	Pct	Ast	SA	SE	RE	Dig	BS	BA	BE	BH	Pts
1	EVANS, Maya	3	10	3	22	.318	0	0	0	0	2	1	2	0	0	-
5	HENDERSON, Rachel	3	7	5	24	.083	0	0	0	0	1	0	3	2	0	-
6	BELTRAN, Samantha	3	2	1	7	.143	34	0	1	0	8	1	0	1	0	-
8	HAYES, Kylie	3	0	0	0	.000	0	0	0	0	7	0	0	0	0	-
9	ROBERTS, Katora	3	9	3	21	.286	0	0	0	0	1	1	3	0	0	-
11	SWANN, SYDNEY	3	3	5	17	-.118	2	3	1	3	9	0	0	0	0	-
3	CETINOZ, Mine	2	0	0	0	.000	0	0	0	0	0	0	0	0	0	-
4	ADORNO-DEJESUS, C.	3	0	0	0	.000	0	1	0	1	15	0	0	0	0	-
10	JOHNSON, Alexis	3	6	5	22	.045	0	0	0	0	3	0	2	0	0	-
13	WILSON, Curstyn	3	0	1	2	-.500	0	0	1	0	9	0	0	0	0	-
	Totals	3	37	23	115	.122	36	4	3	4	55	3	10	3	0	-

TOTAL TEAM BLOCKS: 8.0

Team Attack By Set

Set	K	E	TA	Pct
1	10	10	51	.000
2	15	6	30	.300
3	12	7	34	.147

SET SCORES	1	2	3	Team Records:
Tennessee State (3)	25	25	25	6-13, 2-4
Tennessee Tech (0)	21	20	19	3-15, 1-5

			Attack				Serve				Block				
#	Tennessee Tech	S	K	E	TA	Pct	Ast	SA	SE	RE	Dig	BS	BA	BE	BH	Pts
1	JAMES, Shaneice	3	7	4	24	.125	0	0	0	0	0	0	2	1	0	-
8	BROOKS, Emily	1	4	3	16	.062	0	0	0	0	0	0	1	0	0	-
16	THOMAS, Rachel	3	6	1	13	.385	0	1	1	0	1	1	3	0	0	-
17	LITTLE, Shealene	3	4	8	25	-.160	0	1	0	1	5	0	0	0	0	-
21	JEZIOROWSKI, Susie	3	1	0	3	.333	22	1	2	0	8	1	1	0	0	-
23	KINGREE, Lexi	3	0	2	4	-.500	2	0	0	0	1	0	1	0	1	-
2	BOSSONG, Liz	2	0	0	0	.000	0	0	1	1	1	0	0	0	0	-
3	MORRETT, Allison	2	0	0	0	.000	0	0	0	1	3	0	0	0	0	-
10	BRUGERE, Kirsten	3	0	0	0	.000	0	1	0	1	16	0	0	0	0	-
12	OLIVER, Jessica	3	0	0	1	.000	0	0	1	0	6	0	0	0	0	-
20	DUNCAN, Abigail	1	1	3	5	-.400	0	0	2	0	5	1	0	0	0	-
22	JOHNSON, K'Vonna	2	5	3	22	.091	0	0	0	0	0	0	2	0	0	-
	Totals	3	28	24	113	.035	24	4	7	4	46	3	10	1	1	-

TOTAL TEAM BLOCKS: 8.0

Team Attack By Set

Set	K	E	TA	Pct
1	8	10	44	-.045
2	10	5	29	.172
3	10	9	40	.025

Site: Cookeville, Tenn. (Eblen Center)
Date: Oct 07, 2017 Attend: 263 Time: 1:28
Referees: Dave Mabe, Mic Huffman

Match #19 | 10/13/17 | L | SEMO 3 - Tennessee 0 | Nashville, Tenn. (Kean Hall)

Volleyball Box Score
SEMO vs Tennessee State (Oct 13, 2017 at Nashville, Tenn.)

			Attack				Serve				Block				
#	SEMO	S	K	E	TA	Pct	Ast	SA	SE	RE	Dig	BS	BA	BE	BH	Pts
5	GEARRING, Krissa	3	14	2	35	.343	0	2	0	0	8	0	1	1	0	-
9	BERNS, Krista	3	3	1	7	.286	0	0	0	0	2	0	2	1	0	-
12	KUHLMANN, Mikayla	3	9	3	24	.250	0	0	0	0	9	0	0	0	0	-
14	BAJARE, Madara	3	5	3	22	.091	0	0	0	0	2	0	1	0	0	-
15	HENKELMAN, Allie	3	0	0	0	.000	20	0	1	0	12	0	0	0	0	-
16	CLARKE, Nzingha	3	9	3	19	.316	0	0	0	0	1	1	1	0	0	-
1	FORNOFF, Keegan	3	0	0	2	.000	14	1	0	0	5	0	0	0	0	-
6	DION, Ally	3	0	0	0	.000	5	0	1	0	14	0	0	0	0	-
7	MCELDERRY, Jessica	2	0	0	0	.000	0	0	0	0	0	0	0	0	0	-
8	BILBRUCK, Haley	3	2	0	5	.400	0	0	0	0	1	0	1	1	0	-
11	LESS, Marie	3	0	0	1	.000	0	0	0	0	2	0	0	0	0	-
	Totals	3	42	12	115	.261	39	3	2	0	56	1	6	3	0	-

TOTAL TEAM BLOCKS: 4.0

Team Attack By Set

Set	K	E	TA	Pct
1	12	6	33	.182
2	15	3	51	.235
3	15	3	31	.387

SET SCORES	1	2	3	Team Records:
SEMO (3)	25	25	25	7-13, 3-4 OVC
Tennessee State (0)	19	22	16	6-15, 1-6 OVC

			Attack				Serve				Block				
#	Tennessee State	S	K	E	TA	Pct	Ast	SA	SE	RE	Dig	BS	BA	BE	BH	Pts
1	EVANS, Maya	3	7	2	15	.333	0	0	1	0	0	0	1	0	0	-
5	HENDERSON, Rachel	3	12	5	29	.241	0	0	0	0	0	2	1	2	0	-
6	BELTRAN, Samantha	3	2	1	9	.111	32	0	2	0	7	0	1	0	0	-
8	HAYES, Kylie	3	0	0	1	.000	0	0	1	0	8	0	0	0	0	-
9	ROBERTS, Katora	3	8	1	22	.318	0	0	0	0	0	1	1	2	0	-
11	SWANN, SYDNEY	3	2	3	16	-.062	0	0	0	1	10	0	0	0	0	-
2	EVANS, Megan	1	1	0	2	.500	5	0	1	0	1	0	0	0	1	-
3	CETINOZ, Mine	1	0	0	0	.000	0	0	0	0	0	0	0	0	0	-
4	ADORNO-DEJESUS, C.	3	0	0	0	.000	1	0	1	0	15	0	0	0	0	-
10	JOHNSON, Alexis	3	9	5	20	.200	0	0	0	0	1	0	0	0	0	-
13	WILSON, Curstyn	3	0	1	6	-.167	1	0	1	1	11	0	0	0	0	-
	Team									1						
	Totals	3	41	18	120	.192	39	0	7	3	53	3	4	4	1	-

TOTAL TEAM BLOCKS: 5.0

Team Attack By Set

Set	K	E	TA	Pct
1	11	9	36	.056
2	18	3	54	.278
3	12	6	30	.200

Site: Nashville, Tenn. (Kean Hall)
Date: Oct 13, 2017 Attend: 163 Time: 1:27
Referees: Denise Penzkofer, Katie Lamb

Match #20 | 10/14/17 | L | UT Martin 3 - Tennessee State 1 | Nashville, Tenn. (Kean Hall)

Volleyball Box Score
UTM vs Tennessee State (Oct 14, 2017 at Nashville, Tenn.)

			Attack				Serve				Block				
#	UTM	S	K	E	TA	Pct	Ast	SA	SE	RE	Dig	BS	BA	BE	BH	Pts
2	FAIR, Megan	4	15	2	46	.283	0	0	2	1	5	0	2	0	0	-
6	HINSHAW, Kenzie	4	1	0	1	1.000	22	0	1	1	10	0	0	0	0	-
10	REIGELSPERGER, Macy	2	1	5	15	-.267	0	1	0	0	3	0	0	0	0	-
12	IDEMUDIA, Jemima	4	12	5	26	.269	0	0	2	0	3	0	4	1	0	-
13	WALKER, Justine	4	7	2	16	.312	1	0	0	0	0	0	5	1	0	-
14	GRAY, Hayley	3	5	4	26	.038	0	0	0	0	2	0	6	0	0	-
3	GYORI, Brooke	4	0	0	0	.000	1	2	1	0	27	0	0	0	0	-
4	CATLETT, Macy	4	0	0	0	.000	0	0	0	0	5	0	0	0	0	-
5	RYS, Jamie	3	0	2	7	-.286	1	2	2	2	7	0	0	0	0	-
8	NOFFSINGER, Rachel	1	2	1	8	.125	1	0	0	0	1	0	0	1	0	-
11	PHILLIPS, Hannah	4	12	3	32	.281	1	0	0	0	1	0	1	0	0	-
19	LEAN, Kelly	4	0	0	1	.000	20	3	1	0	10	0	0	0	0	-
	Totals	4	55	24	178	.174	47	8	9	4	74	0	18	3	0	-

TOTAL TEAM BLOCKS: 9.0

Team Attack By Set

Set	K	E	TA	Pct
1	15	6	38	.237
2	13	9	48	.083
3	10	5	45	.111
4	17	4	47	.277

SET SCORES	1	2	3	4	Team Records:
UTM (3)	25	25	23	25	10-11, 4-4 OVC
Tennessee State (1)	21	22	25	20	6-15, 2-6 OVC

			Attack				Serve				Block				
#	Tennessee State	S	K	E	TA	Pct	Ast	SA	SE	RE	Dig	BS	BA	BE	BH	Pts
1	EVANS, Maya	4	10	2	30	.267	0	0	1	0	3	0	2	0	0	-
5	HENDERSON, Rachel	4	12	6	29	.207	0	0	0	0	4	0	3	1	0	-
6	BELTRAN, Samantha	4	6	0	18	.333	35	1	2	0	12	0	0	0	1	-
8	HAYES, Kylie	4	0	0	0	.000	1	2	1	1	8	0	0	0	0	-
9	ROBERTS, Katora	4	4	6	22	-.091	0	0	0	0	0	0	0	0	0	-
11	SWANN, SYDNEY	4	3	4	14	-.071	0	0	1	3	10	0	1	0	0	-
3	CETINOZ, Mine	4	0	1	1	-1.000	0	0	0	0	2	0	0	0	0	-
4	ADORNO-DEJESUS, C.	4	0	0	0	.000	3	0	0	1	30	0	0	0	0	-
10	JOHNSON, Alexis	4	8	7	28	.036	0	0	0	0	2	0	2	0	0	-
13	WILSON, Curstyn	4	4	3	17	.059	4	1	0	3	17	0	0	0	0	-
	Totals	4	47	29	159	.113	43	4	5	8	88	0	8	1	1	-

TOTAL TEAM BLOCKS: 4.0

Team Attack By Set

Set	K	E	TA	Pct
1	12	7	35	.143
2	11	6	35	.143
3	16	10	56	.107
4	8	6	33	.061

Site: Nashville, Tenn. (Kean Hall)
Date: Oct 14, 2017 Attend: 215 Time: 2.0
Referees: Katie Lamb, Denise Penzkofer

Match #21 | 10/20/17 | L | Austin Peay 3 - Tennessee State 1 | Clarksville, Tenn.

Volleyball Box Score
Tennessee State vs Austin Peay (Oct 20, 2017 at Clarksville, TN)

			Attack				Serve				Block				
#	Tennessee State	S	K	E	TA	Pct	Ast	SA	SE	RE	Dig	BS	BA	BE	BH	Pts
1	EVANS, Maya	4	6	3	24	.125	0	0	2	0	2	3	3	0	0	-
2	EVANS, Megan	4	0	0	2	.000	21	2	0	0	7	0	0	1	0	-
5	HENDERSON, Rachel	4	8	2	19	.316	0	0	0	0	4	0	4	3	0	-
6	BELTRAN, Samantha	4	5	0	16	.312	19	2	3	0	8	0	0	1	1	-
9	ROBERTS, Katora	4	18	5	39	.333	0	0	0	0	0	0	2	2	1	-
13	WILSON, Curstyn	4	0	2	11	-.182	0	1	1	6	10	0	0	0	0	-
3	CETINOZ, Mine	1	0	0	0	.000	0	0	0	0	0	0	0	0	0	-
4	ADORNO-DEJESUS, C.	4	0	0	0	.000	1	0	0	1	16	0	0	0	0	-
8	HAYES, Kylie	4	0	0	2	.000	1	2	1	3	11	0	0	0	0	-
10	JOHNSON, Alexis	3	3	4	11	-.091	0	0	0	0	1	0	0	0	0	-
11	SWANN, SYDNEY	4	3	4	14	-.071	0	0	0	0	2	0	1	0	0	-
	Totals	4	43	20	138	.167	42	7	7	10	61	3	10	7	2	-

Team Attack By Set

Set	K	E	TA	Pct
1	9	5	28	.143
2	7	6	42	.024
3	17	3	33	.424
4	10	6	35	.114

TOTAL TEAM BLOCKS: 8.0

SET SCORES	1	2	3	4	Team Records:
Tennessee State (1)	13	18	25	17	6-16, 2-7 OVC
Austin Peay (3)	25	25	22	25	21-4, 9-1 OVC

			Attack				Serve				Block				
#	Austin Peay	S	K	E	TA	Pct	Ast	SA	SE	RE	Dig	BS	BA	BE	BH	Pts
1	CARGER, Logan	4	10	3	28	.250	0	0	0	0	3	1	0	0	0	-
6	SLAY, Ashley	4	16	4	29	.414	0	1	0	0	3	1	1	1	1	-
11	WHITE, Christina	4	11	5	36	.167	1	4	2	2	9	0	0	0	0	-
12	TAFF, Kaylee	4	4	1	14	.214	1	0	0	0	2	1	1	1	0	-
13	GABLE, Cecily	4	16	5	29	.379	0	0	0	0	1	0	1	0	0	-
29	STUCKER, Kristen	4	1	1	6	.000	49	1	0	0	16	0	1	0	0	-
2	O'REILLY, Allie	4	0	0	1	.000	0	1	0	1	11	0	0	0	0	-
3	MOORE, Brooke	4	0	0	2	.000	0	3	0	1	7	0	0	0	0	-
7	GERIG, Ginny	4	0	0	1	.000	1	0	1	2	18	0	0	0	0	-
	Team									1						
	Totals	4	58	19	146	.267	52	10	3	7	70	3	4	2	1	-

Team Attack By Set

Set	K	E	TA	Pct
1	13	3	30	.333
2	13	6	39	.179
3	15	4	37	.297
4	17	6	40	.275

TOTAL TEAM BLOCKS: 5.0

Site: Clarksville, TN (Winfield Dunn Center)
Date: Oct 20, 2017 Attend: 212 Time: 1:40
Referees: Jack Gallagher, Mic Huffman
Line judges: Sylvia Spencer, Logan Greer

Match #22 | 10/21/18 | W | MTSU 3 - Tennessee State 0 | Murfreesboro, Tenn.

Volleyball Box Score
Tennessee State vs Middle Tennessee (Oct 25, 2017 at Murfreesboro, Tenn.)

			Attack				Serve				Block				
#	Tennessee State	S	K	E	TA	Pct	Ast	SA	SE	RE	Dig	BS	BA	BE	BH	Pts
1	EVANS, Maya	3	4	0	9	.444	1	0	0	0	0	0	1	0	0	-
5	HENDERSON, Rachel	3	13	5	26	.308	0	0	0	0	4	0	0	0	0	-
6	BELTRAN, Samantha	3	8	1	21	.333	13	1	3	0	5	0	0	0	2	-
9	ROBERTS, Katora	3	10	2	14	.571	1	0	0	0	0	0	0	1	0	-
11	SWANN, SYDNEY	3	0	0	2	.000	0	1	0	0	2	0	1	0	0	-
13	WILSON, Curstyn	3	2	1	7	.143	3	2	2	2	2	0	0	0	0	-
2	EVANS, Megan	3	3	0	6	.500	11	0	3	0	4	0	0	0	2	-
3	CETINOZ, Mine	1	0	0	0	.000	0	0	0	0	0	0	0	0	0	-
4	ADORNO-DEJESUS, C.	3	0	0	0	.000	6	0	0	2	11	0	0	0	0	-
8	HAYES, Kylie	3	0	0	0	.000	1	0	3	3	3	0	0	0	0	-
10	JOHNSON, Alexis	2	1	1	2	.000	0	0	1	0	1	0	0	0	0	-
	Totals	3	41	10	87	.356	36	4	12	7	32	0	2	1	4	-

Team Attack By Set

Set	K	E	TA	Pct
1	15	4	37	.297
2	11	3	24	.333
3	15	3	26	.462

TOTAL TEAM BLOCKS: 1.0

SET SCORES	1	2	3	Team Records:
Tennessee State (0)	26	19	21	6-18, 2-8 OVC
Middle Tennessee (3)	28	25	25	7-18, 2-9 C-USA

			Attack				Serve				Block				
#	Middle Tennessee	S	K	E	TA	Pct	Ast	SA	SE	RE	Dig	BS	BA	BE	BH	Pts
1	MATHIS, Alyssa	3	4	1	8	.375	0	0	4	0	0	0	1	0	0	-
3	SWEENEY, Maddie	3	1	1	5	.000	33	1	1	0	5	0	0	0	1	-
5	PEONIA, Dora	3	14	2	27	.444	1	3	4	1	6	0	1	0	0	-
11	YORK, Makila	3	13	1	25	.480	0	0	0	0	2	1	1	0	0	-
13	MASON, Bailey	3	8	2	16	.375	0	2	2	1	5	1	0	0	0	-
16	MAXIM, Josie	3	2	0	6	.333	1	0	0	0	0	0	1	1	0	-
2	SULLIVAN, Sloan	3	0	0	0	.000	0	0	1	0	1	0	0	0	0	-
4	TANKESLEY, Brienna	3	0	0	0	.000	4	1	0	2	11	0	0	0	0	-
	Totals	3	42	7	87	.402	39	7	12	4	30	2	4	1	1	-

Team Attack By Set

Set	K	E	TA	Pct
1	17	1	38	.421
2	15	2	23	.565
3	10	4	26	.231

TOTAL TEAM BLOCKS: 4.0

Site: Murfreesboro, Tenn. (Alumni Memorial Gym)
Date: Oct 25, 2017 Attend: 168 Time: 1:32
Referees:

Match #23 | 10/27/17 | L | Morehead State 3 - Tennessee State 1 | Morehead, Ky.

Volleyball Box Score
Tennessee State vs MOREHEAD (Oct 27, 2017 at Morehead, Ky.)

			Attack				Serve				Block				
#	Tennessee State	S	K	E	TA	Pct	Ast	SA	SE	RE	Dig	BS	BA	BE	BH	Pts
1	EVANS, Maya	4	5	2	20	.150	0	0	0	0	1	0	3	1	0	-
5	HENDERSON, Rachel	4	12	5	29	.241	0	0	0	0	2	1	3	0	0	-
6	BELTRAN, Samantha	4	8	4	26	.154	21	2	0	0	5	0	1	0	0	-
9	ROBERTS, Katora	4	7	5	20	.100	0	0	0	0	0	1	2	0	0	-
11	SWANN, SYDNEY	4	1	3	11	-.182	0	1	1	0	5	0	0	0	0	-
13	WILSON, Curstyn	4	0	0	0	.000	2	1	1	1	13	0	0	0	0	-
2	EVANS, Megan	4	0	0	0	.000	13	0	1	0	1	0	0	0	0	-
4	ADORNO-DEJESUS, C.	4	0	0	1	.000	1	0	1	1	8	0	0	0	0	-
8	HAYES, Kylie	4	0	0	0	.000	0	0	2	4	6	0	0	0	0	-
10	JOHNSON, Alexis	4	5	2	15	.200	0	0	1	0	2	0	1	0	0	-
	Totals	4	38	21	122	.139	37	4	7	6	43	2	10	1	0	-

Team Attack By Set

Set	K	E	TA	Pct
1	5	6	23	-.043
2	8	3	30	.167
3	10	4	26	.231
4	15	8	43	.163

TOTAL TEAM BLOCKS: 7.0

SET SCORES	1	2	3	4	Team Records:
Tennessee State (1)	12	20	25	25	6-19 (2-9) OVC
MOREHEAD (3)	25	25	22	27	12-12 (3-8)

			Attack				Serve				Block				
#	MOREHEAD	S	K	E	TA	Pct	Ast	SA	SE	RE	Dig	BS	BA	BE	BH	Pts
2	FELLA, Maddie	4	7	1	12	.500	1	0	0	0	2	0	4	0	0	-
3	JONES, Jordan	4	14	5	28	.321	24	0	3	0	9	0	1	0	0	-
5	ALLEN, Liz	4	9	6	24	.125	0	1	2	1	11	0	1	1	1	-
7	ROKEY, Lauren	4	14	5	31	.290	1	1	2	2	8	0	2	0	0	-
11	CLARK, Chandler	4	0	0	0	.000	22	0	0	0	5	0	0	0	0	-
12	WACHTMAN, Jessie	4	5	2	12	.250	0	3	4	0	2	0	1	0	0	-
1	LOHMEIER, Olivia	4	14	4	31	.323	1	0	0	0	4	0	1	0	0	-
10	CECIL, Alyssa	4	0	0	1	.000	4	1	2	0	10	0	0	0	0	-
14	HALL, Jessica	2	0	0	0	.000	1	0	0	0	0	0	0	0	0	-
15	EVANS, Alli	1	0	1	1	-1.000	0	0	0	0	0	0	0	0	0	-
	Team									1						
	Totals	4	63	24	140	.279	54	6	13	4	51	0	10	1	1	-

Team Attack By Set

Set	K	E	TA	Pct
1	16	4	28	.429
2	18	5	39	.333
3	14	10	34	.118
4	15	5	39	.256

TOTAL TEAM BLOCKS: 5.0

Site: Morehead, Ky. (Wetherby Gym)
Date: Oct 27, 2017 Attend: 278 Time: 1:51
Referees: Mic Huffman, Bruce Albert

Match #24 | 10/28/17 | L | Eastern Kentucky 3 - Tennessee State 1 | Richmond, Ky.

Volleyball Box Score
Tennessee State vs EKU (Oct 28, 2017 at Richmond, Ky.)

			Attack				Serve				Block				
#	Tennessee State	S	K	E	TA	Pct	Ast	SA	SE	RE	Dig	BS	BA	BE	BH	Pts
1	EVANS, Maya	4	6	2	18	.222	0	0	0	0	0	0	0	0	0	-
5	HENDERSON, Rachel	4	6	7	37	-.027	0	0	0	0	1	0	1	0	0	-
6	BELTRAN, Samantha	4	6	4	26	.077	15	0	2	0	14	0	0	0	1	-
9	ROBERTS, Katora	4	8	6	25	.080	0	0	0	0	0	1	1	0	0	-
11	SWANN, SYDNEY	3	4	3	13	.077	0	0	1	1	1	0	0	0	1	-
13	WILSON, Curstyn	4	2	4	18	-.111	3	2	1	3	8	0	0	0	1	-
2	EVANS, Megan	4	0	2	2	-1.000	13	0	1	0	8	0	0	0	1	-
3	CETINOZ, Mine	1	0	0	0	.000	0	0	0	0	1	0	0	0	0	-
4	ADORNO-DEJESUS, C.	4	0	0	1	.000	2	0	1	0	15	0	0	0	0	-
8	HAYES, Kylie	4	0	0	0	.000	0	1	1	3	13	0	0	0	0	-
10	JOHNSON, Alexis	3	4	3	15	.067	0	0	1	0	1	0	0	0	0	-
	Totals	4	36	31	155	.032	33	3	8	7	62	1	2	0	4	-

Team Attack By Set

Set	K	E	TA	Pct
1	16	6	36	.278
2	7	9	41	-.049
3	7	10	46	-.065
4	6	6	32	.000

TOTAL TEAM BLOCKS: 2.0

SET SCORES	1	2	3	4	Team Records:
Tennessee State (1)	25	16	13	16	6-20 (2-10 OVC)
EKU (3)	23	25	25	25	11-15 (9-3 OVC)

			Attack				Serve				Block				
#	EKU	S	K	E	TA	Pct	Ast	SA	SE	RE	Dig	BS	BA	BE	BH	Pts
2	KNUTSON, Cassie	4	11	3	26	.308	22	0	2	0	10	0	0	0	0	-
5	SANKS, Celina	4	10	6	54	.074	0	2	1	0	13	0	1	0	1	-
8	KOONS, Ciera	4	1	0	2	.500	0	0	0	0	1	2	3	0	0	-
12	MAXWELL, Mallory	4	0	0	0	.000	1	0	1	1	8	0	0	0	0	-
18	FERRAGONIO, Maria	4	0	0	0	.000	16	1	0	0	5	0	0	0	1	-
22	JOHNSON, Kaylin	4	9	5	20	.200	0	0	0	0	0	0	5	0	0	-
1	ROJAS, Chloe	4	0	0	0	.000	2	3	1	2	28	0	0	0	0	-
3	HANKINSON, Clairissa	3	0	2	8	-.250	0	0	0	0	2	0	2	0	0	-
6	WILSON, Kennedy	4	0	0	0	.000	1	1	0	0	4	0	0	0	0	-
7	CASERMA-KLOEBLE, Kat	1	0	1	3	-.333	0	0	0	0	1	0	0	0	0	-
9	DROST, Nikki	1	2	1	5	.200	0	0	0	0	0	0	1	0	0	-
10	KOLENIK, Lauren	4	14	6	33	.242	0	0	0	0	3	0	4	0	0	-
	Totals	4	47	24	151	.152	42	7	5	3	75	2	16	0	2	-

Team Attack By Set

Set	K	E	TA	Pct
1	13	9	43	.093
2	10	6	42	.095
3	10	2	30	.267
4	14	7	36	.194

TOTAL TEAM BLOCKS: 10.0

Site: Richmond, Ky. (McBrayer Arena)
Date: Oct 28, 2017 Attend: 175 Time: 1:54
Referees: Bruce Albert, Denise Penzkofer
Line judges: Doug Grinnell, Danny Woosley

Match #25 | 10/31/17 | W | Tennessee State 3 - Belmont 0 | Nashville, Tenn. (Kean Hall)

Volleyball Box Score
Belmont Bruins vs Tennessee State (Oct 31, 2017 at Nashville, Tenn.)

			Attack				Serve				Block				
#	Belmont Bruins	S	K	E	TA	Pct	Ast	SA	SE	RE	Dig	BS	BA	BE	BH	Pts
2	PRICE, Emma	3	0	0	5	.000	26	0	0	1	3	0	2	0	1	-
3	SIMMONS, Tori	3	0	0	0	.000	0	0	0	0	3	0	0	0	1	-
10	PERSON, Arianna	3	11	7	28	.143	1	2	1	0	6	0	2	0	0	-
11	RICHARDS, Emily	3	0	0	0	.000	1	0	0	1	3	0	0	0	0	-
12	LEWIS, Brie	3	6	2	17	.235	0	0	0	0	2	0	4	1	0	-
14	NICHOLS, Alexa	3	5	5	17	.000	0	0	0	0	0	1	3	0	0	-
1	VESTAL, Jessica	3	2	4	13	-.154	0	0	0	0	1	0	2	0	0	-
4	MULLINS, Maggie	3	5	4	21	.048	0	0	3	0	4	0	1	0	0	-
5	SULLIVAN, Haley	3	0	0	0	.000	0	0	2	0	1	0	0	0	0	-
7	LEPAGE, Mackenzie	1	0	1	4	-.250	0	0	0	0	0	0	1	0	0	-
9	VAN POPPEL, Halee	1	1	2	5	-.200	0	0	0	0	1	0	1	0	0	-
15	IVANCICH, Ellie	3	0	0	0	.000	0	0	3	1	10	0	0	0	0	-
	Totals	3	30	25	110	.045	28	2	9	3	34	1	16	1	2	-

Team Attack By Set

Set	K	E	TA	Pct
1	9	6	28	.107
2	12	10	40	.050
3	9	9	42	.000

TOTAL TEAM BLOCKS: 9.0

SET SCORES	1	2	3	Team Records:
Belmont Bruins (0)	20	22	21	12-13, 7-6 OVC
Tennessee State (3)	25	25	25	7-20, 3-10 OVC

			Attack				Serve				Block				
#	Tennessee State	S	K	E	TA	Pct	Ast	SA	SE	RE	Dig	BS	BA	BE	BH	Pts
1	EVANS, Maya	3	9	3	17	.353	0	0	0	0	0	0	3	2	0	-
5	HENDERSON, Rachel	3	10	6	20	.200	0	0	0	0	1	0	4	1	0	-
6	BELTRAN, Samantha	3	0	4	11	-.364	17	0	0	0	6	0	2	0	0	-
9	ROBERTS, Katora	3	7	3	22	.182	0	0	0	0	0	2	3	3	0	-
10	JOHNSON, Alexis	3	3	5	12	-.167	0	0	1	0	0	0	1	0	0	-
13	WILSON, Curstyn	3	4	2	12	.167	1	0	3	1	9	0	0	0	0	-
2	EVANS, Megan	3	1	0	1	1.000	11	0	1	0	2	0	0	0	1	-
3	CETINOZ, Mine	3	0	0	0	.000	0	2	0	0	3	0	0	0	0	-
4	ADORNO-DEJESUS, C.	3	0	0	0	.000	1	0	0	0	16	0	0	0	0	-
8	HAYES, Kylie	3	0	0	0	.000	1	1	1	1	8	0	0	0	0	-
11	SWANN, Sydney	2	0	0	3	.000	0	0	0	0	1	0	1	0	0	-
	Totals	3	34	23	98	.112	31	3	6	2	46	2	14	6	1	-

Team Attack By Set

Set	K	E	TA	Pct
1	13	9	27	.148
2	11	5	34	.176
3	10	9	37	.027

TOTAL TEAM BLOCKS: 9.0

Site: Nashville, Tenn. (Kean Hall)
Date: Oct 31, 2017 Attend: 341 Time: 1.5 hrs
Referees: Katie Lamb, Tyler Adams

Match #26 | 11/4/17 | L | SIUE 3 - Tennessee State 0 | Nashville, Tenn. (Kean Hall)

Volleyball Box Score
SIUE vs Tennessee State (Nov 04, 2017 at Nashville, Tenn.)

			Attack				Serve				Block				
#	SIUE	S	K	E	TA	Pct	Ast	SA	SE	RE	Dig	BS	BA	BE	BH	Pts
2	JOENS, Taylor	3	7	6	20	.050	1	1	1	0	4	0	2	0	0	-
6	OTTE, Dylynn	3	6	3	17	.176	0	0	0	0	4	0	0	0	0	-
7	SCOTT, Jackie	3	8	3	21	.238	1	1	2	1	12	0	0	0	0	-
10	FIELDS, Kiana	3	6	2	12	.333	0	0	0	0	2	0	3	0	0	-
12	KNIGHT, Samantha	3	1	0	2	.500	22	0	1	0	7	0	0	0	0	-
16	WITT, Ashley	3	10	3	24	.292	0	0	0	0	0	0	3	0	0	-
3	SHASHACK, Katie	3	0	0	0	.000	2	1	1	0	12	0	0	0	0	-
8	NICHOLSON, Mallory	3	1	1	2	.000	15	0	3	0	2	0	0	0	1	-
11	MCDONALD, Rachel	2	0	0	2	.000	0	0	0	0	0	0	0	0	0	-
13	KLEIN, Jordyn	3	0	0	0	.000	2	0	2	1	4	0	0	0	0	-
14	HARRISON, Emily	3	7	0	18	.389	0	0	0	0	2	0	2	0	0	-
19	WIMES, Gabby	1	0	0	0	.000	0	0	0	0	0	0	0	0	0	-
	Totals	3	46	18	118	.237	43	3	10	2	49	0	10	0	1	-

Team Attack By Set

Set	K	E	TA	Pct
1	17	4	39	.333
2	16	4	37	.324
3	13	10	42	.071

TOTAL TEAM BLOCKS: 5.0

SET SCORES	1	2	3	Team Records:
SIUE (3)	25	25	25	21-5, 11-3 OVC
Tennessee State (0)	22	17	23	7-21, 3-11 OVC

			Attack				Serve				Block				
#	Tennessee State	S	K	E	TA	Pct	Ast	SA	SE	RE	Dig	BS	BA	BE	BH	Pts
1	EVANS, Maya	3	3	2	13	.077	0	0	0	0	0	0	0	0	0	-
5	HENDERSON, Rachel	3	4	4	17	.000	0	0	0	0	1	0	1	1	0	-
6	BELTRAN, Samantha	3	1	2	12	-.083	14	0	1	0	6	0	1	0	5	-
9	ROBERTS, Katora	3	10	2	17	.471	0	0	0	0	1	0	1	0	0	-
12	PIERSON, Julia	3	7	2	21	.238	0	1	1	0	1	1	1	0	0	-
13	WILSON, Curstyn	3	0	0	1	.000	0	1	0	2	7	0	0	0	0	-
2	EVANS, Megan	3	0	1	2	-.500	12	0	0	0	5	0	0	0	2	-
3	CETINOZ, Mine	2	0	0	0	.000	0	0	0	0	0	0	0	0	0	-
4	ADORNO-DEJESUS, C.	3	0	0	0	.000	3	0	0	0	13	0	0	0	0	-
8	HAYES, Kylie	3	0	0	1	.000	0	0	0	1	5	0	0	0	0	-
10	JOHNSON, Alexis	3	4	1	14	.214	0	0	0	0	3	0	0	0	0	-
11	SWANN, SYDNEY	1	0	0	0	.000	0	0	0	0	0	0	0	0	0	-
	Totals	3	29	14	98	.153	29	2	2	3	42	1	4	1	7	-

Team Attack By Set

Set	K	E	TA	Pct
1	12	3	30	.300
2	9	4	37	.135
3	8	7	31	.032

TOTAL TEAM BLOCKS: 3.0

Site: Nashville, Tenn. (Kean Hall)
Date: Nov 04, 2017 Attend: 103 Time: 1.5 hrs
Referees: Tyler Adams, Danny Woosley

Match #27 | 11/10/17 | L | TN Tech 3 - Tennessee Tech 2 | Nashville, Tenn. (Kean Hall)

Volleyball Box Score
Tennessee Tech vs Tennessee State (Nov 10, 2017 at Nashville, Tenn.)

			Attack				Serve				Block				
#	Tennessee Tech	S	K	E	TA	Pct	Ast	SA	SE	RE	Dig	BS	BA	BE	BH	Pts
1	JAMES, Shaneice	5	9	4	24	.208	0	0	0	0	1	2	1	0	0	-
2	BOSSONG, Liz	5	0	0	0	.000	0	1	2	0	8	0	0	0	0	-
16	THOMAS, Rachel	5	13	6	27	.259	0	1	2	0	1	3	2	0	0	-
17	LITTLE, Shealene	5	10	1	33	.273	0	0	1	2	4	0	0	0	0	-
20	DUNCAN, Abigail	5	9	3	36	.167	3	0	2	0	17	0	1	0	0	-
23	KINGREE, Lexi	5	6	1	19	.263	43	1	2	0	11	0	1	0	0	-
3	MORRETT, Allison	5	0	0	0	.000	0	0	0	5	8	0	0	0	0	-
8	BROOKS, Emily	2	0	0	5	.000	0	0	0	0	0	0	0	0	0	-
10	BRUGERE, Kirsten	5	0	0	1	.000	5	2	0	1	25	0	0	0	0	-
22	JOHNSON, K'Vonna	5	13	3	37	.270	0	0	0	0	2	0	1	0	0	-
	Totals	5	60	18	182	.231	51	5	9	8	77	5	6	0	0	-

Team Attack By Set

Set	K	E	TA	Pct
1	15	3	34	.353
2	12	4	28	.286
3	11	7	56	.071
4	15	4	46	.239
5	7	0	18	.389

TOTAL TEAM BLOCKS: 8.0

SET SCORES	1	2	3	4	5	Team Records:
Tennessee Tech (3)	25	19	29	24	15	4-23, 2-13 OVC
Tennessee State (2)	23	25	27	26	12	7-22, 3-12 OVC

			Attack				Serve				Block				
#	Tennessee State	S	K	E	TA	Pct	Ast	SA	SE	RE	Dig	BS	BA	BE	BH	Pts
1	EVANS, Maya	5	10	5	27	.185	1	0	0	0	1	0	3	0	0	-
5	HENDERSON, Rachel	5	10	5	24	.208	1	0	1	0	4	0	4	0	0	-
6	BELTRAN, Samantha	5	9	2	25	.280	37	4	3	0	14	0	0	0	0	-
9	ROBERTS, Katora	5	8	4	27	.148	1	0	0	0	1	0	4	3	0	-
10	JOHNSON, Alexis	5	10	3	34	.206	0	0	2	0	2	0	3	0	0	-
13	WILSON, Curstyn	5	0	1	6	-.167	0	1	2	3	8	0	0	0	0	-
2	EVANS, Megan	5	1	0	2	.500	15	1	1	0	7	0	0	0	1	-
3	CETINOZ, Mine	2	0	0	0	.000	0	0	1	0	2	0	0	0	0	-
4	ADORNO-DEJESUS, C.	5	0	0	0	.000	6	0	0	1	32	0	0	0	0	-
8	HAYES, Kylie	5	0	0	0	.000	2	2	2	1	12	0	0	0	0	-
12	PIERSON, Julia	5	21	9	48	.250	1	0	0	0	3	0	2	0	0	-
	Totals	5	69	29	193	.207	64	8	12	5	86	0	16	3	1	-

Team Attack By Set

Set	K	E	TA	Pct
1	15	6	32	.281
2	14	3	30	.367
3	17	11	57	.105
4	15	5	47	.213
5	8	4	27	.148

TOTAL TEAM BLOCKS: 8.0

Site: Nashville, Tenn. (Kean Hall)
Date: Nov 10, 2017 Attend: 174 Time: 2:27
Referees: Tyler Adams, Katie Lamb
Line judges: Terry Henderson, Coetee Moore II

Match #28 | 11/11/17 | L | Jacksonville State 3 - Tennessee State 2 | Nashville, Tenn.

Volleyball Box Score
Jacksonville State vs Tennessee State (Nov 11, 2017 at Nashville, Tenn.)

			Attack				Serve				Block				
#	Jacksonville State	S	K	E	TA	Pct	Ast	SA	SE	RE	Dig	BS	BA	BE	BH	Pts
4	ZUHLKE, Allyson	5	15	9	30	.200	1	0	3	0	5	0	4	0	0	-
10	KRUTSINGER, Kim	5	0	0	1	.000	0	0	0	0	0	1	7	2	0	-
11	COOLER, Madison	4	1	1	6	.000	1	0	0	2	2	0	1	0	0	-
13	PERUCKI, Rachel	5	0	0	0	.000	30	1	0	0	12	0	0	0	0	-
14	FREAR, Kaylee	5	7	2	24	.208	0	0	0	1	4	0	4	0	0	-
16	LUDTKE, Charis	5	20	2	55	.327	0	1	1	0	5	0	4	0	0	-
1	POWELL, Kennedy	1	0	0	0	.000	0	0	0	0	0	0	0	0	0	-
2	VILLANO, Brooklynne	3	0	1	3	-.333	0	2	0	2	4	0	0	0	0	-
3	KIRK, Hannah	5	0	0	0	.000	4	1	0	4	15	0	0	0	0	-
5	MILTON, Kaylie	3	3	1	5	.400	0	0	0	1	3	0	0	0	0	-
7	HART, Jennifer	5	0	0	0	.000	21	0	0	0	3	0	0	0	1	-
9	ROMBACH, Mackenzie	5	12	4	23	.348	0	0	0	0	1	1	6	0	0	-
12	CLINGAN, Ashley	5	0	0	0	.000	0	0	0	0	2	0	0	0	0	-
15	STEELE, Dani	2	0	0	0	.000	0	0	0	0	3	0	0	0	0	-
	Totals	5	58	20	147	.259	57	5	4	10	59	2	26	2	1	-

Team Attack By Set

Set	K	E	TA	Pct
1	9	7	32	.062
2	15	0	28	.536
3	15	6	37	.243
4	11	4	31	.226
5	8	3	19	.263

TOTAL TEAM BLOCKS: 15.0

SET SCORES	1	2	3	4	5	Team Records:
Jacksonville State (3)	18	25	25	14	15	23-12, 9-7 OVC
Tennessee State (2)	25	18	19	25	9	7-23, 3-13 OVC

			Attack				Serve				Block				
#	Tennessee State	S	K	E	TA	Pct	Ast	SA	SE	RE	Dig	BS	BA	BE	BH	Pts
1	EVANS, Maya	5	12	3	26	.346	0	0	0	0	1	0	5	0	0	-
5	HENDERSON, Rachel	5	15	7	34	.235	0	0	0	0	2	0	2	3	0	-
6	BELTRAN, Samantha	5	2	2	9	.000	35	2	0	0	7	0	2	1	1	-
9	ROBERTS, Katora	5	13	3	24	.417	0	0	0	0	3	1	2	0	0	-
10	JOHNSON, Alexis	5	9	8	26	.038	0	3	0	0	2	0	2	0	0	-
12	PIERSON, Julia	5	9	4	33	.152	0	0	0	1	4	0	0	0	0	-
2	EVANS, Megan	5	1	0	3	.333	16	1	1	0	5	0	0	0	1	-
3	CETINOZ, Mine	3	0	0	0	.000	0	1	0	0	2	0	0	0	0	-
4	ADORNO-DEJESUS, C.	5	0	0	0	.000	6	1	0	2	16	0	0	0	0	-
8	HAYES, Kylie	5	0	0	0	.000	0	1	0	0	10	0	0	0	0	-
13	WILSON, Curstyn	5	0	0	2	.000	1	1	2	2	6	0	0	0	0	-
	Totals	5	61	27	157	.217	58	10	3	5	58	1	13	4	2	-

Team Attack By Set

Set	K	E	TA	Pct
1	13	6	32	.219
2	13	8	37	.135
3	10	6	36	.111
4	19	1	31	.581
5	6	6	21	.000

TOTAL TEAM BLOCKS: 7.5

Site: Nashville, Tenn. (Kean Hall)
Date: Nov 11, 2017 Attend: 187 Time: 2:07
Referees: Anthony Marshall, Tyler Adams
Line judges: Logan Greer, Coetee Moore II

Match #29 | 11/4/16 | W | TSU 3 - Tennessee Tech 0 | Cookeville, Tenn.

Volleyball Box Score
Tennessee State vs Tennessee Tech (Nov 04, 2016 at Cookeville, Tenn.)

			Attack				Serve				Block				
#	Tennessee State	S	K	E	TA	Pct	Ast	SA	SE	RE	Dig	BS	BA	BE	BH	Pts
1	WATSON, Chloe	3	6	0	22	.273	0	0	1	1	18	0	2	0	0	7.0
3	PATTERSON, Taylor	3	8	1	24	.292	2	0	0	0	7	0	2	0	0	9.0
6	BELTRAN, Samantha	3	1	0	3	.333	13	0	0	0	11	0	0	0	0	1.0
7	ANDERSON, Arijana	3	4	2	18	.111	0	0	0	0	1	0	1	0	0	4.5
9	ROBERTS, Katora	3	6	5	14	.071	1	0	0	0	1	1	5	1	0	9.5
12	PIERSON, Julia	3	7	1	15	.400	0	1	1	0	3	1	3	0	0	10.5
4	ADORNO-DeJESUS, C.	3	1	0	2	.500	4	1	1	0	13	0	0	0	0	2.0
5	DANIELSON, Puamana	3	0	0	1	.000	13	1	0	0	4	0	0	0	0	1.0
8	HAYES, Kylie	1	0	0	1	.000	0	0	0	0	0	0	0	0	0	0.0
10	JOHNSON, Alexis	3	3	4	13	-.077	0	0	0	0	4	0	3	0	0	4.5
13	WILSON, Curstyn	1	0	0	0	.000	0	0	0	0	1	0	0	0	0	0.0
	Totals	3	36	13	113	.204	33	3	3	1	63	2	16	1	0	49.0

TOTAL TEAM BLOCKS: 10.0

Team Attack By Set

Set	K	E	TA	Pct	Sideout	Pct
1	8	3	25	.200	11-15	73%
2	13	2	31	.355	8-10	80%
3	15	8	57	.123	12-18	66%
					31-43	72%

SET SCORES	1	2	3	Team Records:
Tennessee State (3)	25	25	25	15-14, 6-7 OVC
Tennessee Tech (0)	14	10	17	7-19, 3-10 OVC

			Attack				Serve				Block				
#	Tennessee Tech	S	K	E	TA	Pct	Ast	SA	SE	RE	Dig	BS	BA	BE	BH	Pts
5	LEMON, Sydney	3	0	1	6	-.167	0	0	0	0	2	2	0	0	0	2.0
6	POVEY, Alyssa	3	3	5	14	-.143	0	0	0	0	2	0	1	0	0	3.5
7	ANDERSON, Sharon	3	1	0	2	.500	15	0	0	0	7	0	0	0	0	1.0
8	BROOKS, Emily	1	2	4	9	-.222	0	0	1	2	2	0	0	0	0	2.0
16	THOMAS, Rachel	3	5	6	30	-.033	0	0	1	0	4	1	0	0	0	6.0
20	DUNCAN, Abigail	3	8	7	38	.026	1	1	0	1	6	0	1	0	0	9.5
3	MORRETT, Allison	3	0	0	3	.000	0	0	1	0	5	0	0	0	0	0.0
10	BRUGERE, Kirsten	2	0	0	2	.000	1	0	1	0	10	0	0	0	0	0.0
17	LITTLE, Shealene	1	1	2	8	-.125	0	0	0	0	3	0	0	0	0	1.0
21	JEZIOROWSKI, Susan	3	3	2	11	.091	5	0	0	0	2	0	0	0	0	3.0
22	JOHNSON, K'Vonna	1	1	1	14	.000	0	0	0	0	1	0	0	0	0	1.0
24	WADE, Kennedy	3	0	0	0	.000	0	0	1	0	12	0	0	0	0	0.0
	Totals	3	24	28	137	-.029	22	1	5	3	56	3	2	0	0	29.0

TOTAL TEAM BLOCKS: 4.0

Team Attack By Set

Set	K	E	TA	Pct	Sideout	Pct
1	11	10	37	.027	10-24	41%
2	7	10	45	-.067	8-25	31%
3	6	8	55	-.036	11-24	45%
					29-73	39%

Site: Cookeville, Tenn. (Hooper Eblen Center)
Date: Nov 04, 2016 Attend: 102 Time: 1:22
Referees: Anthony Marshall, Katie Lamb

	1	2	3	Total
Tie scores	1	2	4	7
Lead change	0	0	1	1

Match #30 | 11/5/16 | W | TSU 3 - Jacksonville State 1 | Jacksonville, Ala.

Volleyball Box Score
Tennessee State vs Jacksonville State (Nov 05, 2016 at Jacksonville, Ala.)

			Attack				Serve				Block				
#	Tennessee State	S	K	E	TA	Pct	Ast	SA	SE	RE	Dig	BS	BA	BE	BH	Pts
1	WATSON, Chloe	4	13	8	36	.139	1	3	2	0	5	0	1	0	0	16.5
3	PATTERSON, Taylor	4	15	4	28	.393	3	1	1	0	7	1	1	0	0	17.5
6	BELTRAN, Samantha	4	0	0	2	.000	39	4	1	0	14	0	1	1	0	4.5
7	ANDERSON, Arijana	4	12	9	29	.103	0	0	0	0	2	2	3	0	0	15.5
11	CLARK, Payten	4	11	4	20	.350	2	0	0	0	0	0	2	0	0	12.0
12	PIERSON, Julia	4	9	3	22	.273	0	0	0	0	3	0	3	0	0	10.5
4	ADORNO-DeJESUS, C.	4	0	0	0	.000	5	0	0	1	23	0	0	0	0	0.0
5	DANIELSON, Puamana	4	0	0	0	.000	16	0	0	0	4	0	0	0	0	0.0
10	JOHNSON, Alexis	4	9	1	18	.444	1	0	0	0	0	0	3	0	0	10.5
13	WILSON, Curstyn	4	0	0	0	.000	0	0	2	0	1	0	0	0	0	0.0
	Totals	4	69	29	155	.258	67	8	6	1	59	3	14	1	0	87.0

TOTAL TEAM BLOCKS: 10.0

Team Attack By Set

Set	K	E	TA	Pct	Sideout	Pct
1	21	7	40	.350	16-24	66%
2	18	6	40	.300	12-18	66%
3	16	8	38	.211	13-25	51%
4	14	8	37	.162	13-21	61%
					54-88	61%

SET SCORES	1	2	3	4	Team Records:
Tennessee State (3)	25	25	21	25	16-14, 7-7 OVC
Jacksonville State (1)	23	18	25	21	17-17, 5-9 OVC

			Attack				Serve				Block				
#	Jacksonville State	S	K	E	TA	Pct	Ast	SA	SE	RE	Dig	BS	BA	BE	BH	Pts
4	ZUHLKE, Allyson	4	11	4	29	.241	0	0	0	0	2	0	1	0	0	11.5
9	ROMBACH, Mackenzie	4	10	3	21	.333	0	1	0	0	2	1	3	0	0	13.5
13	PERUCKI, Rachel	4	0	0	0	.000	23	0	0	0	8	0	0	0	0	0.0
14	FREAR, Kaylee	4	9	3	24	.250	0	0	0	0	1	1	3	0	0	11.5
16	LUDTKE, Charis	4	5	2	21	.143	0	0	0	4	4	0	3	0	0	6.5
17	ANDERSON, Sadie	4	7	5	27	.074	1	0	0	4	8	1	1	1	0	8.5
2	FRASER, J'Nae	2	0	0	3	.000	0	0	0	0	2	0	0	0	0	0.0
3	KIRK, Hannah	4	0	0	0	.000	3	0	0	0	10	0	0	0	0	0.0
6	WILL, Katie	1	0	0	0	.000	0	0	0	0	1	0	0	0	0	0.0
8	CLOUTIER, Maddie	4	0	0	0	.000	0	0	0	0	2	0	0	0	0	0.0
12	CLINGAN, Ashley	4	0	0	0	.000	1	0	0	0	3	0	0	0	0	0.0
18	SCHMIDT, Shayla	4	5	0	10	.500	16	0	0	0	1	0	1	1	0	5.5
	Totals	4	47	17	135	.222	44	1	0	8	44	3	12	2	0	57.0

TOTAL TEAM BLOCKS: 9.0

Team Attack By Set

Set	K	E	TA	Pct	Sideout	Pct
1	11	3	32	.250	15-24	62%
2	11	3	37	.216	12-25	47%
3	12	4	32	.250	13-21	61%
4	13	7	34	.176	13-25	51%
					53-95	55%

Site: Jacksonville, Ala. (Pete Mathews Col.)
Date: Nov 05, 2016 Attend: 408 Time: 1:51
Referees: Marsha Goodwin, Courtney Goodwin

	1	2	3	4	Total
Tie scores	4	6	2	0	12
Lead change	3	4	1	0	8

Match #31 | 11/11/16 | W | TSU 3 - Morehead State 2 | Nashville, Tenn. (Kean Hall)

Volleyball Box Score
Morehead State vs Tennessee State (Nov 11, 2016 at Nashville, Tenn.)

			Attack				Serve				Block				
#	Morehead State	S	K	E	TA	Pct	Ast	SA	SE	RE	Dig	BS	BA	BE	BH	Pts
1	NICHOL, Bailey	5	6	2	17	.235	54	2	1	0	8	0	3	0	2	9.5
2	FELLA, Maddie	5	0	2	6	-.333	1	0	0	0	2	2	5	1	0	4.5
3	JONES, Jordan	5	13	9	33	.121	0	0	2	0	2	0	3	0	0	14.5
9	JEWELL, Merideth	5	22	4	50	.360	2	2	3	2	18	1	2	0	0	26.0
10	CECIL, Alyssa	3	0	0	0	.000	0	0	0	1	3	0	0	0	0	0.0
16	REYNOLDS, Karlee	5	7	2	18	.278	0	1	2	0	1	2	5	0	0	12.5
4	MCCARSON, Danielle	5	0	0	0	.000	3	0	1	0	12	0	0	0	0	0.0
8	SILVER, Stacy	5	0	0	0	.000	1	0	1	0	3	0	0	0	0	0.0
11	SCHULER, Sydney	5	14	7	38	.184	0	0	0	0	0	0	2	0	0	15.0
14	HALL, Jessica	1	0	0	0	.000	0	0	0	0	0	0	0	0	0	0.0
15	EVANS, Alli	3	0	3	4	-.750	0	0	0	0	5	0	0	0	0	0.0
	Totals	5	62	29	166	.199	61	5	10	3	54	5	20	1	2	82.0

TOTAL TEAM BLOCKS: 15.0

Team Attack By Set

Set	K	E	TA	Pct	Sideout	Pct
1	12	2	38	.263	13-24	54%
2	14	7	38	.184	15-25	60%
3	13	10	34	.088	11-23	47%
4	17	5	33	.364	16-23	69%
5	6	5	23	.043	8-14	57%
					63-109	57%

SET SCORES	1	2	3	4	5	Team Records:
Morehead State (2)	20	19	25	25	12	11-18, 7-8 OVC
Tennessee State (3)	25	25	23	22	15	17-14, 8-7 OVC

			Attack				Serve				Block				
#	Tennessee State	S	K	E	TA	Pct	Ast	SA	SE	RE	Dig	BS	BA	BE	BH	Pts
1	WATSON, Chloe	5	22	7	50	.300	0	0	2	1	6	0	4	1	0	24.0
3	PATTERSON, Taylor	5	5	4	20	.050	3	1	0	2	14	0	3	0	0	7.5
6	BELTRAN, Samantha	5	2	0	2	1.000	34	0	1	0	6	0	0	0	0	2.0
7	ANDERSON, Arijana	5	9	3	28	.214	0	0	0	0	3	0	4	0	0	11.0
11	CLARK, Payten	5	12	3	18	.500	0	0	0	0	1	0	6	1	0	15.0
12	PIERSON, Julia	5	9	6	23	.130	0	2	0	0	4	1	8	1	0	16.0
4	ADORNO-DeJESUS, C.	5	1	0	1	1.000	4	0	2	0	16	0	0	0	0	1.0
5	DANIELSON, Puamana	5	0	0	0	.000	16	0	0	0	4	0	0	0	2	0.0
10	JOHNSON, Alexis	5	4	2	9	.222	0	0	0	0	2	0	4	0	0	6.0
	Team									2						
	Totals	5	64	25	151	.258	57	3	5	5	56	1	29	3	2	82.5

TOTAL TEAM BLOCKS: 15.5

Team Attack By Set

Set	K	E	TA	Pct	Sideout	Pct
1	19	5	39	.359	14-21	66%
2	15	1	32	.438	15-19	78%
3	9	8	30	.033	12-26	46%
4	12	7	28	.179	15-24	62%
5	9	4	22	.227	9-13	69%
					65-103	63%

Site: Nashville, Tenn. (Kean Hall)
Date: Nov 11, 2016 Attend: 158 Time: 2:15
Referees: Marsha Goodwin, Kelly Peterson

	1	2	3	4	5	Total
Tie scores	4	8	12	9	0	33
Lead change	2	1	6	3	0	12

Match #32 | 11/12/16 | L | Eastern Kentucky 3 - TSU 1 | Nashville, Tenn. (Kean Hall)

Volleyball Box Score
Eastern Kentucky vs Tennessee State (Nov 12, 2016 at Nashville, Tenn.)

			Attack				Serve				Block				
#	Eastern Kentucky	S	K	E	TA	Pct	Ast	SA	SE	RE	Dig	BS	BA	BE	BH	Pts
2	KNUTSON, Cassie	4	13	5	31	.258	0	5	3	0	6	0	1	0	0	18.5
5	SANKS, Celina	4	18	2	31	.516	0	0	3	1	5	0	2	0	0	19.0
8	KOONS, Ciera	4	8	3	18	.278	0	2	0	0	3	0	5	1	0	12.5
9	DROST, Nikki	4	14	9	42	.119	0	3	2	0	11	0	2	0	0	18.0
11	WOODY, Rachel	4	1	2	10	-.100	53	1	4	0	2	1	0	0	1	3.0
22	JOHNSON, Kaylin	4	1	2	7	-.143	0	0	0	0	0	0	0	0	0	1.0
1	ROJAS, Chloe	4	0	0	0	.000	0	0	0	0	6	0	0	0	0	0.0
3	HANKINSON, Clairissa	2	0	1	1	-1.000	0	0	0	0	0	0	0	0	0	0.0
12	MAXWELL, Mallory	4	0	0	0	.000	0	1	2	1	17	0	0	0	0	1.0
	Totals	4	55	24	140	.221	53	12	14	2	50	1	10	1	1	73.0

TOTAL TEAM BLOCKS: 6.0

Team Attack By Set

Set	K	E	TA	Pct	Sideout	Pct
1	18	5	37	.351	15-22	68%
2	9	8	34	.029	13-25	51%
3	11	6	32	.156	12-18	66%
4	17	5	37	.324	15-23	65%
					55-88	62%

SET SCORES	1	2	3	4	Team Records:
Eastern Kentucky (3)	25	20	25	25	14-14, 9-7 OVC
Tennessee State (1)	22	25	18	22	17-15, 8-8 OVC

			Attack				Serve				Block				
#	Tennessee State	S	K	E	TA	Pct	Ast	SA	SE	RE	Dig	BS	BA	BE	BH	Pts
1	WATSON, Chloe	4	11	6	32	.156	0	0	2	4	12	0	4	1	0	13.0
3	PATTERSON, Taylor	4	4	2	15	.133	0	0	0	1	13	0	0	0	0	4.0
6	BELTRAN, Samantha	4	1	1	2	.000	19	1	1	0	8	0	0	0	0	2.0
7	ANDERSON, Arijana	4	11	4	24	.292	0	0	0	0	2	1	5	0	0	14.5
11	CLARK, Payten	4	8	4	20	.200	0	0	0	0	0	0	6	1	0	11.0
12	PIERSON, Julia	4	5	1	16	.250	1	0	1	0	3	0	4	1	0	7.0
4	ADORNO-DeJESUS, C.	4	0	0	0	.000	4	0	0	6	10	0	0	0	0	0.0
5	DANIELSON, Puamana	4	0	0	1	.000	10	1	0	0	4	0	0	0	0	1.0
9	ROBERTS, Katora	2	1	0	1	1.000	0	0	0	1	0	0	0	0	0	1.0
10	JOHNSON, Alexis	4	2	3	10	-.100	0	0	0	0	0	0	2	0	0	3.0
13	WILSON, Curstyn	1	0	0	0	.000	0	0	0	0	0	0	0	0	0	0.0
	Totals	4	43	21	121	.182	34	2	4	12	52	1	21	3	0	56.5

TOTAL TEAM BLOCKS: 11.5

Team Attack By Set

Set	K	E	TA	Pct	Sideout	Pct
1	10	2	25	.320	15-25	60%
2	14	5	32	.281	13-20	64%
3	7	9	30	-.067	12-25	47%
4	12	5	34	.206	14-24	58%
					54-94	57%

Site: Nashville, Tenn. (Kean Hall)
Date: Nov 12, 2016 Attend: 120 Time: 1:50
Referees: Kelly Peterson, James Lawson

	1	2	3	4	Total
Tie scores	8	4	5	10	27
Lead change	2	1	4	6	13

Volleyball Box Score
#6 Tennessee State vs #3 Austin Peay (Nov 17, 2016 at Murray, Ky.)

			Attack					Serve				Block				
#	**Tennessee State**	S	K	E	TA	Pct	Ast	SA	SE	RE	Dig	BS	BA	BE	BH	Pts
1	WATSON, Chloe	3	6	5	31	.032	0	0	0	0	6	0	4	1	0	8.0
3	PATTERSON, Taylor	4	11	1	31	.323	2	0	0	4	14	0	0	0	1	11.0
6	BELTRAN, Samantha	4	1	0	1	1.000	19	2	1	0	9	0	0	0	0	3.0
7	ANDERSON, Arijana	4	7	7	30	.000	0	0	0	0	1	0	2	0	0	8.0
11	CLARK, Payten	4	5	4	21	.048	0	0	0	0	0	2	4	0	0	9.0
12	PIERSON, Julia	4	8	3	17	.294	0	0	0	0	2	1	2	0	0	10.0
4	ADORNO-DeJESUS, C.	4	0	0	0	.000	4	0	1	1	24	0	0	0	0	0.0
5	DANIELSON, Puamana	4	0	0	0	.000	16	0	0	0	6	0	0	0	0	0.0
8	HAYES, Kylie	1	0	0	0	.000	0	0	0	0	0	0	0	0	0	0.0
9	ROBERTS, Katora	3	4	2	10	.200	0	0	0	0	0	0	0	0	0	4.0
10	JOHNSON, Alexis	4	1	3	13	-.154	0	0	0	0	0	0	0	0	0	1.0
13	WILSON, Curstyn	4	0	0	0	.000	0	2	1	1	3	0	0	0	0	2.0
	Totals	4	43	25	154	.117	41	4	3	6	65	3	12	1	1	56.0

Team Attack By Set

Set	K	E	TA	Pct	Sideout	Pct
1	11	6	48	.104	13-25	51%
2	12	6	36	.167	10-24	41%
3	13	5	34	.235	14-21	66%
4	7	8	36	-.028	10-24	41%
					47-94	50%

TOTAL TEAM BLOCKS: 9.0

SET SCORES	**1**	**2**	**3**	**4**	**Team Records:**
Tennessee State (1)	19	16	25	13	17-16
Austin Peay (3)	25	25	20	25	24-10

			Attack					Serve				Block				
#	**Austin Peay**	S	K	E	TA	Pct	Ast	SA	SE	RE	Dig	BS	BA	BE	BH	Pts
1	CARGER, Logan	4	15	5	38	.263	0	0	0	0	1	0	4	0	0	17.0
2	O'REILLY, Allie	4	0	0	0	.000	2	1	1	0	6	0	0	0	0	1.0
4	EBRIGHT, Sammie	4	7	5	23	.087	0	2	2	0	18	0	3	0	0	10.5
6	SLAY, Ashley	4	19	0	41	.463	0	0	2	0	3	1	5	1	0	22.5
11	WHITE, Christina	4	7	6	29	.034	1	2	0	3	11	1	2	0	0	11.0
29	STUCKER, Kristen	4	1	1	5	.000	53	1	1	0	10	0	2	0	0	3.0
7	GERIG, Ginny	4	0	0	1	.000	1	0	2	1	25	0	0	0	0	0.0
23	TEETER, Kaitlyn	4	9	1	19	.421	0	0	0	0	4	1	0	0	0	10.0
	Totals	4	58	18	156	.256	57	6	8	4	78	3	16	1	0	75.0

Team Attack By Set

Set	K	E	TA	Pct	Sideout	Pct
1	17	6	49	.224	13-19	68%
2	14	2	35	.343	11-17	64%
3	13	6	30	.233	13-24	54%
4	14	4	42	.238	11-14	78%
					48-74	64%

TOTAL TEAM BLOCKS: 11.0

Site: Murray, Ky. (Racer Arena)
Date: Nov 17, 2016 Attend: 101 Time: 1:44
Referees: Marsha Goodwin, Courtney Goodwin, Tyler Ada

	1	2	3	4	Total
Tie scores	2	3	3	5	13
Lead change	2	2	2	1	7

Ohio Valley Conference Tournament - Quarterfinals

SINGLE SEASON RECORDS

KILLS

1. Jennifer Corral, 2002 488
2. Naomi Wells, 2012 433
3. Shaquita Williams, 2011 432
4. Meesha Jackson, 2006 417
5. Chloe Watson, 2015 416
6. Alishia Marshall, 1997 414
7. Jennifer Corral, 2003 410
8. Kelly Davis, 2007 391
9. Chloe Watson, 2016 388
10. Christian Lowe, 2007 380
11. Kelly Davis, 2005 366
12. Christian Lowe, 2008 362
13. Naomi Wells, 2014 352
14. Naomi Wells, 2013 350
15. Collese Dornan,2007 336
16. Terakka Walker, 2011 326

ATTACKS

1. Jennifer Corral, 2002 1,425
2. Chloe Watson, 2015 1,308
3. Jennifer Corral, 2003 1,232
4. Naomi Wells, 2014 1,219
5. Chloe Watson, 2016 1,187
6. Naomi Wells, 2012 1,168
7. Alishia Marshall, 1997 1,089
8. Christian Lowe, 2007 1,085
9. Kelly Davis, 2013 1,075
10. Catherine Armwood, 2004 1,054
11. Kelly Davis, 2006 1,046
12. Christian Lowe, 2008 1,038
13. Kelly Davis, 2007 1,025
14. Alishia Marshall, 1996 988
15. Terakka Walker, 2011 980
16. Diane Gomez, 1996 967
17. Santia Sanders, 2010 966

DIGS

1. Madison Halterman, 2015 581
2. Katrelle Armwood, 2005 551
3. Cherlie Adorno-Dejesus 523
4. Cherlie Adorno-DeJesus 509
5. Britani Hathorn, 2012 494
6. Britani Hathorn, 2011 472
7. Katie Lippi, 2006 462
8. Candace Saleaumua, 2007 459
9. Katrelle Armwood, 2003 453
10. Melissa Silva, 2007 442
11. Kamille King, 2007 435
12. Diane Gomez, 1996 411
    Jennifer Washington, 2004 411
14. Christian Lowe, 2007 410
15. Alishia Marshall, 1997 391
16. Ileanushka Maldonado, 2014 392
16. Ileanushka Maldonado, 2013 372

SERVICE ACES

1. Debbie Carter, 1989 97
2. Tiana Maua, 2006 70
3. Tiana Maua, 2005 64
4. Shaquita Williams, 2011 58
5. Katrelle Armwood, 2005 46
6. Shelly Kim, 1996 43
    Jade Cabell, 2002 43
8. Debbie Carter, 1988 41
    Melissa Silva, 2007 41
10. Jennifer Corral, 2002 40
    Britani Hathorn, 2012 40
    LaTosha Leech, 1992 40
13. Catherine Armwood, 2002 39
    Samantha Beltran, 2015 39
15. Vicmari Prospero, 2009 36
    Shaquita Williams, 2010 36

SOLO BLOCKS

1. Endia Oliver, 2007 56
2. Tira Brockman, 1991 49
3. Tira Brockman, 1989 42
4. Diane Gomez, 1996 38
5. Nkechinyere Olumba, 1993 33
6. Terri Houston, 1998 33
    Nkechinyere Olumba, 1997 31
8. Toni Ellison, 1991 28
    Chianta Vaughn, 1993 28
10. Alishia Marshall, 1996 25
    Diane Gomez, 1997 25
    Meesha Jackson, 2006 25

BLOCK ASSISTS

1. Endia Oliver, 2007 169
2. Meesha Jackson, 2006 138
3. Meesha Jackson, 2005 114
4. Ayanna Chase,2015 113
5. Thereza Wright, 2004 111
6. Christian Lowe, 2007 105
7. Kelly Davis, 2007 100
8. Kelly Davis, 2005 91
9. Ashley Douglass, 2004 79
    Julia Pierson, 2016 79
11. Kelley Smith, 2005 78
12. Payten Clark, 2016 77
13. Kelly Davis, 2004 75
14. Sherryce Butler, 2013 73
15. Rachel Henderson, 2017 71
16. Shaquita Williams, 2010 70
    Shaquita Williams, 2011 70
18. Vicmari Prospero, 2010 68

TOTAL BLOCKS

1. Endia Oliver, 2007 225
2. Meesha Jackson, 2006 163
3. Meesha Jackson, 2005 134
4. Thereza Wright, 2004 125
5. Ayanna Chase, 2015 123
6. Kelly Davis, 2007 119
7. Christian Lowe, 2007 117
8. Kelly Davis, 2005 104
9. Nkechinyere Olumba, 1997 98
10. Kelley Smith, 2005 94
11. Diane Gomez, 1997 91
12. Julia Pierson, 2016 90
13. Ashley Douglass, 2004 88
14. Terri Houston, 1988 86
    Vicmari Prospero, 2010 86
16. Kelly Davis, 2004 85

SET ASSISTS

1. Candace Saleauma, 2007 1,351
2. Tiana Maua, 2006 1,265
3. Erika Moss, 2012 1,203
4. Erika Moss, 2011 1,201
5. Samantha Beltran, 2015 1,128
6. Samantha Beltran, 2014 1,134
7. Tiana Maua, 2005 1,046
8. Kristen King, 2002 1,035
9. Yamari Padilla-Collazo, 2009 1,002
10. Erika Moss, 2013 974
11. Erika Moss, 2010 952
12. Samantha Beltran, 2017 881
13. Kelly Davis, 2004 774
14. Puamana Danielson, 2016 721
15. Kristi Cyrus, 1997 668
16. Shelby Myers, 2003 655
17. Kristen King, 2001 631
18. Shelly Kim, 1997 628
19. Yamari Padilla-Collazo, 2008 622

HITTING PERCENTAGE

1. Darlene Crawley, 1990 450
2. Meesha Jackson, 2006 365
3. Kelley Smith, 2005 320
4. Vicmari Prospero, 2010 317
5. Shaquita Williams, 2011 306
    Payten Clark, 2016 306
7. Haley Hampton, 2015 281
8. Katora Roberts, 2016 261
9. Yamari Padilla-Collazo 255
    Julia Pierson, 2016 254
11. Haley Hampton, 2014 252
12. Endia Oliver, 2007 246
13. Kelly Davis, 2007 241
14. Katora Roberts 240
    Megan Evans 240
15. Naomi Wells, 2014 226
16. Collese Dornan, 2007 233
    Alishia Marshall, 1997 233
18. Christian Lowe, 2007 226
    Shaquita Williams, 2010 226
19. Vicmari Prospero, 2009 220



Shaquita Williams (2008-11) is second all-time in kills (1,131) and attacks (2,829).

CAREER RECORDS

KILLS

1. Naomi Wells, 2009, 12-14 1,275
2. Kelly Davis, 2004-07 1,237
3. Shaquita Williams, 2008-11 1,131
4. Jennifer Corral, 2002-03 898
   Alishia Marshall, 1995-97 898
6. Arijana Anderson, 2013-present 834
7. Chloe Watson, 2015-16 804
8. Terakka Walker, 2008-11 794
9. Christian Lowe, 2007-08 742
10. Cathrine Armwood, 2002-05 675
11. Meesha Jackson, 2005-06 642
    Regina Graham, 1996-99 642
13. Sherry'ce Butler, 2011-13 604
14. Diane Gomez, 1996-97 603
15. Nkechinyere Olumba, 1992-94 567
16. Haley Hampton, 2014-15 559
17. Darlene Crawley, 1990-92 557
18. Thereza Wright, 2002-04 497

ATTACKS

1. Naomi Wells, 2009, 12-14 3,883
2. Kelly Davis, 2004-07 3,532
3. Shaquita Williams, 2008-11 2,829
4. Alishia Marshall, 1995-97 2,757
5. Jennifer Corral, 2002-03 2,657
6. Terakka Walker, 2008-11 2,509
7. Chloe Watson, 2015-16 2,495
8. Catherine Armwood, 2002-05 2,401
9. Regina Graham, 1996-99 2,391
10. Arijana Anderson, 2013-present 2,310
11. Christian Lowe, 2007-08 2,123
12. Diane Gomez, 1996-97 1,835
13. Nkechinyere Olumba, 1992-94 1,666
14. Erika Godbolt, 2005-2006 1,664
15. Sherryce Butler, 2011-13 1,607
16. Santia Sanders, 2009-10 1,493
17. Thereza Wright, 2002-04 1,452

DIGS

1. Catherine Armwood, 2002-05 1,691
2. Regina Graham, 1996-99 1,262
3. Terakka Walker, 2008-2011 1,191
4. Naomi Wells, 2009, 12-14 1,099
5. Kelly Davis, 2004-07 1,070
6. Erika Moss, 2010-13 1,063
7. Calasia Williams, 2009-2012 ..... 1.057
8. Kamille King, 2007- 08; 2009-10 1,045
9. Britani Hathorn, 2011-12 966
10. Alishia Marshall, 1995-97 938
11. Taylor Patterson, 2013-16 930
12. Jennifer Washington, 01-02; 04 836
13. Candace Saleaumua, 2007-08 813
14. Madison Halterman, 2014-15 796
15. Diane Gomez, 1996-97 778
16. Darlene Crawley, 1990-92 768
17. Kristen King, 2000-03 703

SERVICE ACES

1. Debbie Carter, 1988-91 176
2. Tiana Maua, 2005-2006 134
3. Catherine Armwood, 2002-05 127
4. Shaquita Williams, 2008-2011 123
5. Regina Graham, 1996-99 105
6. Taylor Patterson, 2013-16 92
7. Kristen King, 2000-03 85
8. Erika Moss, 2010-13 84
9. Jennifer Washington, 2001-02; 04 79
   Alishia Marshall, 1995-97 79
11. Terakka Walker, 2008-11 77
12. Erika Godbolt, 2005-06 76
13. Shelly Kim, 1996-97 75
14. Kelly Davis, 2004-07 69
15. Samantha Beltran, 2014-present 68
16. Chianta Vaughn, 1992-95 63
    Nkechinyere Olumba, 1992-94 63
    Jennifer Corral, 2002-03 63

SOLO BLOCKS

1. Nkechinyere Olumba, 1992-94; 97 97
2. Tira Brockman, 1989-91 91
3. Endia Oliver, 2006-07 69
4. Chianta Vaughn, 1992-95 66
5. Diane Gomez, 1996-97 63
6. Tanya Moore, 1992-95 55
7. Kelly Davis, 2004-07 51
8. Alishia Marshall, 1995-97 49
9. Meesha Jackson, 2005-06 42
10. Darlene Crawley, 1991-92 37
    Thereza Wright, 2002-04 37
12. Terri Houston, 1988 33
    Tammy Timmons, 1996-97 33
    Christian Lowe, 2007-08 33

BLOCK ASSISTS

1. Kelly Davis, 2004-07 331
2. Endia Oliver, 2006-07 264
3. Meesha Jackson, 2005-06 252
4. Shaquita Williams, 2008-11 231
5. Thereza Wright, 2002-04 210
6. Kelley Smith, 2005-06 170
7. Naomi Wells, 2009, 12-14 164
8. Christian Lowe, 2007-08 148
   Haley Hampton, 2014-15 148
10. Erika Moss, 2010-13 137
11. Sherryce Butler, 2011-13 133
12. Vicmari Prospero, 2009-10 131
13. Collese Dornan, 2006-07 124
14. Nkechinyere Olumba, 1992-94 117
15. Candace Saleaumua, 2007-08 116
    Terakka Walker, 2008-2011 116
17. Ayanna Chase, 2015 113
18. Diane Gomez, 1996-97 110

TOTAL BLOCKS

1. Kelly Davis, 2004-07 382
2. Endia Oliver, 2006-07 333
3. Meesha Jackson, 2005-06 277
4. Shaquita Williams, 2008-11 258
5. Thereza Wright, 2002-04 247
6. Kelley Smith, 2005-06 198
7. Christian Lowe, 2007-08 181
8. Diane Gomez, 1996-97 173
9. Vicmari Prospero, 2009-10 156
10. Tira Brockman, 1989-91 155
    Haley Hampton, 2014-15 155
12. Sherryce Butler, 2011-13 147
13. Erika Moss, 2010-13 144
14. Candace Saleaumua, 2007-08 141
15. Terrakka Walker, 2008-11 135
16. Collese Dornan, 2006-07 134

SET ASSISTS

1. Erika Moss, 2010-13 4,330
2. Samantha Beltran, 2014-present 2,713
3. Tiana Maua, 2005-2006 2,311
4. Kristen King, 2000-03 1,960
5. Candace Saleaumua, 2007-08 1,645
6. Yamari Padilla-Collazo, 2008-09 1,624
7. Kristi Cyrus, 1996-98 1,524
8. Shelly Kim, 1996-97 1,107
9. LaTosha Leech, 1991-92 992
10. Kelly Davis, 2004-07 903
11. Puamana Danielson, 2015-16 776
12. Shelby Myers, 2003 655
13. Debbie Carter, 1988-91 562
14. Angie Reed, 1999 499

HITTING PERCENTAGE

1. Vicmari Prospero, 2008-09 ..... .266
   Haley Hampton, 2014-15 ..... .266
3. Darlene Crawley, 1990-92 ..... .232
4. Collese Dornan, 2006-07 ..... .229
5. Shaquita Williams, 2008-11 ..... .218
6. Christian Lowe, 2007-08 ..... .213
7. Jennifer Corral, 2002-03 ..... .204
8. Sherryce Butler, 2011-13 ..... .196
9. Kelly Davis, 2004-07 ..... .183
10. Arijana Anderson, 2013-present ..... .172
11. Alishia Marshall, 1995-97 ..... .168
12. Candace Saleaumua, 2007-08 ..... .166
13. Chloe Watson, 2015-present ..... .164
14. Thereza Wright, 2002-04 ..... .153
15. Nkechinyere Olumba, 1992-94; 97 ..... .150
16. Diane Gomez, 1996-97 ..... .149
17. Naomi Wells, 2009, 12-14 ..... .138
18. Shelly Kim, 1996-97 ..... .134

*Min 1,000 attempts



PAST SEASONS

Year	Coach	Overall Record	OVC Record	OVC Finish
2017	Donika Sutton	7-23	3-13	11th
2016	Kathy Bullock	17-16	8-8	6th
2015	Kathy Bullock	16-14	10-6	4th
2014	Kathy Bullock	10-21	4-12	11th
2013	Kathy Roulhac	10-18	6-10	7th (tie)
2012	Kathy Roulhac	18-14	10-6	3rd (tie)
2011	Kathy Roulhac	18-11	13-7	2nd
2010	Kathy Roulhac	9-18	7-11	7th (tie)
2009	Kathy Roulhac	4-26	3-15	9th
2008	Kathy Roulhac	8-18	6-12	7th (tie)
2007	Kathy Roulhac	20-14	14-6#	4th
2006	Kathy Roulhac	20-14	12-4	2nd
2005	Kathy Roulhac	22-11	14-2@	1st (tie)
2004	Kathy Roulhac	5-27	2-14	11th
2003	Dawn Reese	6-26*	1-15*	11th
2002	Dawn Reese	13-21	0-16	9th
2001	Dawn Reese	4-22	0-16	9th
2000	Dawn Donaldson-Reese	2-28	0-16	9th
1999	Dawn Donaldson	0-31	0-18	10th
1998	Dawn Donaldson	2-25	0-18	10th
1997	Dave Schwepker	9-21	3-15	9th (tie)
1996	Dave Schwepker	4-26	2-16	10th
1995	Dave Schwepker	0-29	0-16	9th
1994	Gerald Robinson	0-23	0-16	9th
1993	Gerald Robinson	0-25	0-16	9th
1992	Valencia Jordan	4-23	0-16	9th
1991	Valencia Jordan	6-19	0-14	8th
1990	Valencia Jordan	4-24	0-12	7th
1989	Lolita Shay	1-22	0-12	7th
1988	Lolita Shay	7-22	0-12	7th
1987	Lolita Shay	0-31	0-14	8th

*Includes one win by forfeit
#OVC Tournament Champs
@OVC Regular Season Champs

Donika Sutton (2017-Present) - 1 SEASON
OVERALL: 7-23 (.233)..... OVC: 3-13 (.188)

Kathy (Roulhac) Bullock (2004-2016) - 13 SEASONS
OVERALL: 176-222 (.442) ..... OVC: 109-113 (.491)

Dawn (Donaldson) Reese (1998-2003) - 6 SEASONS
OVERALL: 27-153 (.150) ..... OVC: 1-99 (.010)

Dave Schwepker (1995-1997) - 3 SEASONS
OVERALL: 13-76 (.146) ..... OVC: 5-47 (.096)

Gerald Robinson (1993-1994) - 2 SEASONS
OVERALL: 0-48 (.000) ..... OVC: 0-32 (.000)

Valencia Jordan (1990-1992) - 3 SEASONS
OVERALL: 14-66 (.175) ..... OVC: 0-42 (.000)

Lolita Shay (1987-1989) - 3 SEASONS
OVERALL: 8-75 (.096)..... OVC: 0-38 (.000)

TOTAL (1987-2017) - 31 SEASONS
OVERALL: 246-663 (.271) .....OVC: 118-384 (.235)

ALL OVC SELECTIONS

Dee Dee Malone.....All-Freshman, 1988
Darlene Crawley.....All-Freshman Team, 1990
Diane Gomez..... All-Newcomer Team, 1996
..... Honorable Mention, 1996
.....Preseason Second Team, 1997
Jennifer Corral..... Honorable Mention, 2002
Catherine Armwood.....All-Freshman, 2002
Kelly Davis..... Second Team, 2005
..... Preseason First Team, 2006
..... Second Team, 2007
Tiana Maua..... Second Team, 2005
..... All-Newcomer Team, 2005
.....Preseason Second Team, 2006
..... Second Team, 2006
Kelley Smith..... Second Team, 2005
..... All-Newcomer Team, 2005
..... Preseason First Team, 2006
Meesha Jackson..... First Team, 2006
Erika Godbolt..... Second Team, 2006
Endia Oliver..... Second Team, 2007
Christian Lowe..... All-Newcomer Team, 2007
Candace Saleaumua..... Second Team, 2008
Shaquita Williams..... Second Team, 2010
..... First Team, 2011
.....OVC Player of the Year, 2011
Erika Moss.....All-Newcomer, 2010
..... First Team, 2011
.....Preseason Team, 2012
..... First Team, 2012
.....Preseason Team, 2013
Terakka Walker..... First Team, 2011
Naomi Wells..... First Team, 2012
.....Preseason Team, 2013
..... First Team, 2013
Arijana Anderson.....All-Newcomer, 2013
.....Preseason Team, 2014
Chloe Watson..... First Team, 2015
.....All-Newcomer, 2015
.....Preseason Team, 2016
..... First Team, 2016
Madison Halterman..... First Team, 2015
.....Defensive Player of the Year, 2015
Zahria Graham.....All-Newcomer, 2015
Samantha Beltran.....Preseason Team, 2016
..... Second Team, 2017
Julia Pierson.....Preseason Team, 2017
Rachel Henderson..... Preseason, 2018

Kathy Bullock..... OVC Coach of the Year, 2005

YEAR-BY-YEAR INDIVIDUAL LEADERS

KILLS

1988	Shuntelle Tucker	223
1989	Tira Brockman	96
1990	Darlene Crawley	158
1991	Darlene Crawley	148
1992	Darlene Crawley	251
1993	Nkechinyere Olumba	119
1994	Nkechinyere Olumba	82
1995	Alishia Marshall	195
1996	Diane Gomez	296
1997	Alishia Marshall	414
1998	La'Kesha Rimmer	236
1999	Regina Graham	173
2000	Janique Suber	123
2001	LeKesha Bown	238
2002	Jennifer Corral	488
2003	Jennifer Corral	410
2004	Catherine Armwood	266
2005	Kelly Davis	353
2006	Meesha Jackson	417
2007	Kelly Davis	391
2008	Christian Lowe	362
2009	Shaquita Williams	267
2010	Santia Sanders	289
2011	Shaquita Williams	432
2012	Naomi Wells	433
2013	Naomi Wells	350
2014	Naomi Wells	352
2015	Chloe Watson	416
2016	Chloe Watson	388
2017	Rachel Henderson	307

ATTACKS

1990	Darlene Crawley	264
1991	Darlene Crawley	514
1992	Darlene Crawley	617
1993	Nkechinyere Olumba	361
1994	Chianta Vaughn	319
1995	Alishia Marshall	680
1996	Alishia Marshall	988
1997	Alishia Marshall	1089
1998	La'Kesha Rimmer	618
1999	Regina Graham	678
2000	LaKesha Brown	438
2001	LaKesha Brown	737
2002	Jennifer Corral	1425
2003	Jennifer Corral	1232
2004	Catherine Armwood	1054
2005	Kelly Davis	923
2006	Kelly Davis	1,046
2007	Christian Lowe	1,085
2008	Christian Lowe	1,038
2009	Shaquita Williams	775
2010	Santia Sanders	966
2011	Terakka Walker	980
2012	Naomi Wells	1,168
2013	Naomi Wells	1,075
2014	Naomi Wells	1,219
2015	Chloe Watson	1,308
2016	Chloe Watson	1,187
2017	Rachel Henderson	792

DIGS

1988	Cordelia Jarrett	150
1989	Yetta Howard	73
1990	Darlene Crawley	116
1991	Darlene Crawley	334
1992	Darlene Crawley	318
1993	Chianta Vaughn	206
1994	Tanya Moore	80
1995	Alishia Marshall	206
1996	Diane Gomez	411
1997	Alishia Marshall	391
1998	Regina Graham	272
1999	Regina Graham	280
2000	LaKesha Brown	136
2001	LaKesha Brown	250
2002	Jennifer Corral	366
2003	Catherine Armwood	453
2004	Jennifer Washington	411
2005	Catherine Armwood	551
2006	Katie Lippi	462
2007	Candace Saleaumua	459
2008	Candace Saleaumua	354
2009	Terakka Walker	337
2010	Kamille King	332
2011	Britani Hathorn	472
2012	Britani Hathorn	494
2013	Ileanushka Maldonado	372
2014	Ileanushka Maldonado	392
2015	Madison Halterman	581
2016	Cherlie Adorno-DeJesus	523
2017	Cherlie Adorno-DeJesus	509

SERVICE ACES

1988	Debbie Carter	41
1989	Debbie Carter	97
1990	Debbie Carter	35
1991	Tira Brockman	23
1992	LaTosha Leech	40
1993	Lakeisha Morrow	16
1994	Nkechinyere Olumba	16
1995	Alishia Marshall	25
1996	Shelly Kim	43
1997	Nkechinyere Olumba	37
1998	Regina Graham	30
1999	Regina Graham	21
2000	LaKesha Brown	14
2001	LaKesha Brown	33
2002	Jade Cabell	43
2003	Krystie Kaukola	29
2004	Catherine Armwood	29
2005	Tiana Maua	64
2006	Tiana Maua	70
2007	Melissa Silva	41
2008	Shawna Ruiz	24
2009	Vicmari Prospero	36
2010	Shaquita Williams	36
2011	Shaquita Williams	58
2012	Britani Hathorn	40
2013	Erika Moss	24
2014	Samantha Beltran	29
2015	Samantha Beltran	39
2016	Chloe Watson	28
2017	Curstyn Wilson	32

SOLO BLOCKS

1988	Terri Houston	33
1989	Tira Brockman	42
1990	NA	
1991	Tira Brockman	49
1992	Darlene Crawley	21
1993	Nkechinyere Olumba	33
1994	Nkechinyere Olumba	22
1995	Tanya Moore	21
1996	Diane Gomez	38
1997	Nkechinyere Olumba	31
1998	Tracy Garland	9
1999	Carla Allen	8
2000	Carla Allen	7
2001	Shaheta Pickett	23
2002	Jennifer Corral	14
	Jade Cabell	14
	Shartondra Jackson	14
2003	Thereza Wright	13
2004	Thereza Wright	14
2005	Meesha Jackson	20
2006	Meesha Jackson	25
2007	Endia Oliver	56
2008	Christian Lowe	21
2009	Vicmari Prospero	7
2010	Vicmari Prospero	18
2011	Shaquita Williams	10
2012	Lindsay Hornsby	8
2013	Sherryce Butler	4
2014	Naomi Wells	5
2015	Chloe Watson	13
2016	Julia Pierson	11
2017	Rachel Henderson	16

BLOCK ASSISTS

1989	Tira Brockman	40
1990	NA	
1991	Tira Brockman	24
1992	Nkechinyere Olumba	16
1993	Nkechinyere Olumba	9
1994	Nkechinyere Olumba	25
1995	Chianta Vaughn	18
1996	Diane Gomez	44
1997	Nkechinyere Olumba	67
1998	La'Kesha Rimmer	33
1999	Shartondra Jackson	46
2000	Carla Allen	21
2001	LaKesha Brown	40
2002	Jade Cabell	52
2003	Thereza Wright	66
2004	Thereza Wright	111
2005	Meesha Jackson	114
2006	Meesha Jackson	138
2007	Endia Oliver	169
2008	Candace Saleaumua	47
2009	Vicmari Prospero	63
2010	Shaquita Williams	70
2011	Shaquita Williams	70
2012	Lindsay Hornsby	60
2013	Sherryce Butler	73
2014	Haley Hampton	61
2015	Ayanna Chase	113
2016	Julia Pierson	79
2017	Rachel Henderson	71

TOTAL BLOCKS

1988	Terri Houston	86
1989	Tira Brockman	82
1990	NA	
1991	Tira Brockman	73
1992	Tanya Moore	30
1993	Nkechinyere Olumba	42
1994	Nkechinyere Olumba	47
1995	Chianta Vaughn	37
1996	Diane Gomez	82
1997	Nkechinyere Olumba	98
1998	Regina Graham	20
1999	Shartondra Jackson	50
2000	Carla Allen	28
2001	Shaheta Pickett	58
2002	Jade Cabell	66
2003	Thereza Wright	79
2004	Thereza Wright	125
2005	Meesha Jackson	134
2006	Meesha Jackson	163
2007	Endia Oliver	225
2008	Christian Lowe	64
2009	Vicmari Prospero	70
2010	Vicmari Prospero	86
2011	Shaquita Williams	80
2012	Lindsay Hornsby	68
2013	Sherryce Butler	77
2014	Haley Hampton	64
2015	Ayanna Chase	123
2016	Julia Pierson	90
2017	Rachel Henderson	87

SET ASSISTS

1988	Debbie Carter	181
1989	Debbie Carter	101
1990	Debbie Carter	258
1991	LaTosha Leech	549
1992	LaTosha Leech	443
1993	Lakeisha Morrow	147
1994	Tanya Moore	101
1995	Tanya Moore	226
1996	Shelly Kim	479
1997	Kristi Cyrus	668
1998	Kristi Cyrus	429
1999	Angie Reed	499
2000	Kristen King	231
2001	Kristen King	631
2002	Kristen King	1,035
2003	Shelby Myers	655
2004	Kelly Davis	774
2005	Tiana Maua	1,046
2006	Tiana Maua	1,265
2007	Candace Saleaumua	1,351
2008	Yamari Padilla-Collazo	622
2009	Yamari Padilla-Collazo	1,002
2010	Erika Moss	952
2011	Erika Moss	1,201
2012	Erika Moss	1,203
2013	Erika Moss	974
2014	Samantha Beltran	1,134
2015	Samantha Beltran	1,128
2016	Puamana Danielson	721
2017	Samantha Beltran	881

HITTING PERCENTAGE

1990	Darlene Crawley	.450
1991	Tira Brockman	.156
1992	Darlene Crawley	.216
1993	Nkechinyere Olumba	.158
1994	Nkechinyere Olumba	.024
1995	Alishia Marshall	.128
1996	Tammy Timmons	.148
1997	Alishia Marshall	.233
1998	La'Kesha Rimmer	.175
1999	Angie Reed	.202
2000	Janique Suber	.104
2001	Shaheta Pickett	.149
2002	Jennifer Corral	.202
2003	Jennifer Corral	.207
2004	Thereza Wright	.139
2005	Kelley Smith	.320
2006	Meesha Jackson	.365
2007	Endia Oliver	.246
2008	Yamari Padilla-Collazo	.202
2009	Vicmari Prospero	.220
2010	Vicmari Prospero	.317
2011	Shaquita Williams	.304
2012	Erika Moss	.264
2013	Sherryce Butler	.199
2014	Haley Hampton	.252
2015	Haley Hampton	.281
2016	Payten Clark	.306
2017	Katora Roberts/Megan Evans	.240

YEAR-BY-YEAR TEAM STATISTICS

KILLS

1990	541
1991	526
1992	710
1993	373
1994	326
1995	553
1996	1,212
1997	1,723
1998	780
1999	750
2000	553
2001	818
2002	1,358
2003	1,316
2004	1,048
2005	1,518
2006	1,703
2007	1,844
2008	1,223
2009	1,272
2010	1,233
2011	1,493
2012	1,527
2013	1,228
2014	1,453
2015	1,424
2016	1,482
2017	1,268

DIGS

1990	477
1991	1,308
1992	1,306
1993	1,047
1994	474
1995	988
1996	2,055
1997	1,970
1998	1,010
1999	1,091
2000	699
2001	1,029
2002	1,617
2003	1,611
2004	1,505
2005	1,793
2006	2,011
2007	2,337
2008	1,565
2009	1,645
2010	1,545
2011	1,710
2012	1,710
2013	1,481
2014	1,767
2015	1,757
2016	1,706
2017	1,711

SERVICE ACES

1990	97
1991	83
1992	133
1993	74
1994	83
1995	108
1996	145
1997	186
1998	91
1999	96
2000	56
2001	140
2002	232
2003	172
2004	135
2005	238
2006	211
2007	172
2008	105
2009	147
2010	143
2011	159
2012	178
2013	115
2014	128
2015	174
2016	143
2017	120

KILLS PER SET

1990	6.85
1991	8.00
1992	8.07
1993	4.66
1994	4.59
1995	5.95
1996	11.77
1997	14.24
1998	9.29
1999	11.45
2000	12.22
2001	12.98
2002	13.74
2003	14.51
2004	15.27
2005	16.04
2006	16.22
2007	14.18
2008	11.87
2009	11.78
2010	11.86
2011	12.98
2012	12.94
2013	12.53
2014	12.20
2015	12.07
2016	12.00
2017	11.32

DIGS PER SET

1990	6.04
1991	19.80
1992	14.84
1993	13.09
1994	6.68
1995	10.62
1996	19.95
1997	16.28
1998	12.02
1999	16.27
2000	16.91
2001	17.54
2002	18.18
2003	18.81
2004	19.45
2005	20.08
2006	16.22
2007	17.98
2008	15.19
2009	15.23
2010	14.86
2011	14.87
2012	14.49
2013	15.11
2014	14.85
2015	14.89
2016	13.90
2017	15.38

ACES PER SET

1990	1.23
1991	1.25
1992	1.51
1993	0.93
1994	1.17
1995	1.16
1996	1.41
1997	1.54
1998	1.08
1999	1.39
2000	1.42
2001	1.44
2002	1.47
2003	1.49
2004	1.52
2005	1.55
2006	1.70
2007	1.32
2008	1.02
2009	1.36
2010	1.38
2011	1.38
2012	1.51
2013	1.17
2014	1.08
2015	1.47
2016	1.20
2017	1.07

TOTAL BLOCKS

1991	98.5
1992	87.0
1993	52.5
1994	74.5
1995	73.5
1996	139.0
1997	171.0
1998	75.0
1999	121.0
2000	65.0
2001	152.0
2002	172.0
2003	164.5
2004	241.5
2005	246.0
2006	344.5
2007	405.5
2008	173.5
2009	145.0
2010	182.0
2011	174.5
2012	169.0
2013	151.5
2014	157
2015	240.5
2016	231.5
2017	171.0

SET ASSISTS

1990	500
1991	682
1992	691
1993	308
1994	213
1995	423
1996	1,004
1997	1,431
1998	586
1999	472
2000	408
2001	718
2002	1,230
2003	1,141
2004	928
2005	1,318
2006	1,516
2007	1,630
2008	1,102
2009	1,160
2010	1,141
2011	1,394
2012	1,411
2013	1,165
2014	1,374
2015	1,341
2016	1,362
2017	1,118

HITTING PCT.

1990	.270
1991	.125
1992	.098
1993	.044
1994	-.038
1995	.008
1996	.106
1997	.164
1998	.105
1999	.064
2000	.006
2001	.062
2002	.150
2003	.135
2004	.065
2005	.187
2006	.202
2007	.196
2008	.156
2009	.140
2010	.173
2011	.173
2012	.182
2013	.167
2014	166
2015	.189
2016	200
2017	.160

SA'S PER SET

1990	6.33
1991	10.30
1992	7.85
1993	3.85
1994	3.00
1995	4.55
1996	10.14
1997	11.83
1998	6.98
1999	8.68
2000	9.00
2001	9.32
2002	9.64
2003	9.96
2004	10.28
2005	10.60
2006	12.23
2007	12.54
2008	10.70
2009	10.74
2010	10.97
2011	12.12
2012	11.96
2013	11.89
2014	11.50
2015	11.47
2016	11.10
2017	10.61

TB'S PER SET

1991	1.49
1992	1.98
1993	1.31
1994	2.10
1995	1.58
1996	2.70
1997	2.83
1998	0.89
1999	2.82
2000	3.02
2001	3.23
2002	3.43
2003	3.63
2004	3.84
2005	2.14
2006	2.78
2007	3.12
2008	1.68
2009	1.34
2010	1.75
2011	1.52
2012	1.43
2013	1.55
2014	1.30
2015	2.04
2016	1.90
2017	1.53

SOLO BLOCKS

1991	55
1992	68
1993	21
1994	53
1995	73
1996	92
1997	92
1998	37
1999	32
2000	29
2001	80
2002	88
2003	35
2004	44
2005	68
2006	68
2007	115
2008	59
2009	24
2010	39
2011	29
2012	35
2013	14
2014	1.32
2015	36
2016	47
2017	46

BLOCK ASSISTS

1991	142
1992	106
1993	84
1994	96
1995	74
1996	186
1997	250
1998	113
1999	210
2000	101
2001	224
2002	256
2003	294
2004	395
2005	424
2006	553
2007	581
2008	229
2009	242
2010	286
2011	291
2012	268
2013	275
2014	276
2015	409
2016	369
2017	250

YEAR-BY-YEAR SCHEDULES - SINCE 2004

2004
5-27 Overall || 2-14 OVC
Head Coach Kathy Bullock

Date	Opponent	W/L	Score	Set Scores	Attendance
9/3/04	vs Illinois-Chicago	L	0-3	24-30,24-30,26-30	42
9/3/04	vs Memphis	L	0-3	14-30,16-30,15-30	123
9/4/04	vs Alabama A&M	L	0-3	30-32,14-30,22-30	63
9/4/04	vs Delaware State	W	3-1	30-27,30-22,27-30,30-28	58
9/7/04	BELMONT	L	0-3	25-30,15-30,14-30	142
9/10/04	vs St. Francis, Pa.	W	3-1	15-30,30-28,32-30,30-27	50
9/10/04	vs New Orleans	L	0-3	22-30,19-30,28-30	50
9/11/04	at Charlotte	L	0-3	21-30,21-30,17-30	500
9/11/04	vs Appalachian State	L	1-3	33-31,31-33,23-30,23-30	250
9/14/04	WESTERN KENTUCKY	L	0-3	14-30,9-30,18-30	197
9/16/04	at Trevecca Nazarene	W	3-1	26-30,30-28,30-26,30-26	76
9/17/04	at Alabama A&M	L	0-3	24-30,15-30,18-30	426
9/21/04	at Chattanooga	L	0-3	19-30,16-30,28-30	166
9/24/04	at Jacksonville State*	L	0-3	15-30,12-30,16-30	100
9/25/04	at Samford*	L	0-3	21-30,25-30,21-30	213
9/28/04	LIPSCOMB	L	0-3	22-30,28-30,20-30	264
10/2/04	EASTERN ILLINOIS*	L	0-3	17-30,21-30,31-33	123
10/5/04	at MURRAY STATE *	L	0-3	20-30,16-30,22-30	162
10/7/04	at UT-Martin*	L	0-3	17-30,23-30,22-30	164
10/12/04	SOUTHEAST MISSOURI *	L	0-3	22-30,21-30,22-30	156
10/14/04	at Austin Peay *	L	0-3	18-30,15-30,17-30	227
10/16/04	at Tennessee Tech*	L	0-3	19-30,13-30,18-30	150
10/19/04	at Lipscomb	L	1-3	19-30,25-30,30-28,20-30	181
10/22/04	EASTERN KENTUCKY*	L	0-3	21-30,10-30,20-30	123
10/23/04	MOREHEAD STATE*	W	3-2	23-30,21-30,33-31,31-29,15-10	76
10/26/04	UT-MARTIN*	L	1-3	19-30,30-26,20-30,16-30	221
10/29/04	at Eastern Illinois*	L	0-3	12-30,17-30,11-30	624
10/30/04	at Southeast Missouri*	L	0-3	17-30,17-30,23-30	234
11/2/04	at Belmont	L	0-3	18-30,25-30,29-31	103
11/9/04	MURRAY STATE*	L	1-3	31-33,30-25,22-30,16-30	43
11/12/04	SAMFORD*	W	3-1	14-30,30-24,30-18,30-21	252
11/13/04	JACKSONVILLE STATE *	L	0-3	16-30,18-30,21-30	162

* Ohio Valley Conference Regular Season Match

2005
22-11 Overall || 14-2 OVC
Head Coach Kathy Bullock
OVC Regular Season Champion

Date	Opponent	W/L	Score	Set Scores	Attendance
8/26/05	vs Alabama A&M	W	3-2	30-20,29-31,23-30,30-18,16-14	100
8/26/05	vs UTEP	L	0-3	19-30,21-30,24-30	50
8/27/05	at Middle Tennessee	L	0-3	13-30,20-30,16-30	150
8/27/05	vs Western Carolina	W	3-0	30-21,30-21,30-24	75
9/2/05	vs OHIO U.	L	0-3	21-30,21-30,17-30	--
9/3/05	vs Wake Forest	L	0-3	27-30,26-30,22-30	--
9/3/05	at Louisville	L	0-3	21-30,24-30,21-30	762
9/6/05	at Western Kentucky	L	0-3	19-30,26-30,14-30	378
9/9/05	vs SE Louisiana	W	3-1	30-20,30-25,26-30,30-17	45
9/10/05	at Alabama-Birmingham	L	1-3	20-30,28-30,30-20,25-30	143
9/10/05	vs Louisiana-Monroe	W	3-0	30-26,30-14,30-25	55
9/13/05	at Belmont	W	3-2	21-30,28-30,30-19,30-26,15-12	303
9/17/05	UAPB	W	3-0	30-16,30-10,30-15	225
9/20/05	LIPSCOMB	W	3-2	30-28,30-22,25-30,28-30,15-13	325
9/23/05	at Jacksonville State *	L	0-3	23-30,25-30,17-30	162
9/24/05	at Samford*	W	3-1	30-19,30-27,22-30,30-18	222
9/27/05	ALABAMA A&M	W	3-1	30-10,30-24,30-32,30-24	220
9/30/05	at UT-Martin*	W	3-0	30-26,30-28,30-22	236
10/4/05	at Murray State*	W	3-0	30-16,30-21,30-26	289
10/7/05	SAMFORD *	W	3-1	30-13,30-24,32-34,30-27	230
10/8/05	JACKSONVILLE STATE*	W	3-0	30-22,30-25,30-26	230
10/11/05	at Austin Peay*	W	3-1	32-30,30-28,17-30,30-23	172
10/13/05	at Tennessee Tech*	W	3-1	31-29,24-30,31-29,30-28	187
10/21/05	EASTERN KENTUCKY*	W	3-0	30-27,30-24,33-31	305
10/22/05	MOREHEAD STATE*	W	3-0	30-17,30-19,30-20	155
10/28/05	SOUTHEAST MISSOURI*	W	3-2	32-30,30-23,28-30,24-30,15-13	345
10/29/05	EASTERN ILLINOIS*	W	3-1	30-26,22-30,30-23,30-27	350
11/1/05	at Lipscomb	L	0-3	25-30,15-30,17-30	278
11/3/05	at Eastern Kentucky*	L	0-3	28-30,18-30,23-30	508
11/4/05	at Morehead State*	W	3-0	30-18,30-28,30-17	202
11/9/05	AUSTIN PEAY*	W	3-0	30-21,30-28,30-16	345
11/12/05	UT-MARTIN *	W	3-0	30-18,30-24,30-24	450
11/19/05	vs Jacksonville State #	L	0-3	31-33,26-30,32-34	324

* Ohio Valley Conference Regular Season Match
# OVC Tournament - Semifinals - Charleston, Ill.

2006
20-14 Overall || 12-4 OVC
Head Coach Kathy Bullock

Date	Opponent	W/L	Score	Set Scores	Attendance
8/29/06	at Belmont	L	0-3	23-30,26-30,14-30	511
9/1/06	vs South Carolina	L	1-3	21-30,30-25,27-30,23-30	176
9/1/06	at Clemson	L	0-3	16-30,12-30,22-30	684
9/2/06	vs Western Carolina	W	3-1	30-24,30-23,29-31,30-16	113
9/2/06	vs Charlotte	L	2-3	27-30,26-30,30-20,30-18,14-16	79
9/8/06	vs Houston	W	3-2	23-30,30-27,23-30,30-28,15-13	123
9/8/06	at Stephen F. Austin	L	1-3	25-30,30-27,15-30,16-30	231
9/9/06	vs Arkansas State	W	3-2	20-30,17-30,30-22,30-24,15-10	108
9/9/06	vs Baylor	L	0-3	25-30,19-30,21-30	104
9/12/06	at Alabama A&M	W	3-0	30-13,30-18,30-22	650
9/15/06	at #2 Penn State	L	0-3	16-30,19-30,12-30	2319
9/16/06	vs Lehigh	W	3-0	30-19,30-18,30-23	--
9/16/06	vs Miami (Ohio)	W	3-2	13-30,31-33,30-26,31-29,15-12	--
9/22/06	JACKSONVILLE STATE*	L	0-3	28-30,27-30,28-30	353
9/23/06	SAMFORD *	W	3-0	30-20,30-20,34-32	175
9/26/06	ALABAMA STATE	W	3-0	30-12,30-17,30-12	147
9/29/06	UT MARTIN*	W	3-0	30-16,30-23,30-26	125
9/30/06	MURRAY STATE*	W	3-1	34-32,29-31,30-28,33-31	137
10/3/06	BELMONT	L	1-3	28-30,28-30,30-20,26-30	263
10/6/06	at Samford *	W	3-0	30-27,30-25,30-28	153
10/7/06	at Jacksonville State*	L	0-3	13-30,14-30,26-30	332
10/11/06	AUSTIN PEAY*	W	3-0	30-21,30-19,30-25	379
10/13/06	TENNESSEE TECH*	W	3-0	30-19,30-22,30-23	179
10/17/06	LIPSCOMB	W	3-0	30-20,30-21,30-27	221
10/20/06	at Eastern Kentucky*	L	0-3	22-30,28-30,23-30	250
10/21/06	at Morehead State*	W	3-2	30-28,21-30,30-28,28-30,15-11	205
10/27/06	at Southeast Missouri*	W	3-1	33-31,30-27,29-31,30-24	110
10/28/06	at Eastern Illinois*	W	3-2	20-30,28-30,30-19,30-23,15-10	230
10/31/06	at Lipscomb	L	2-3	26-30,30-27,26-30,30-22,13-15	265
11/3/06	MOREHEAD STATE*	W	3-0	32-30,30-25,30-25	411
11/4/06	EASTERN KENTUCKY*	W	3-1	30-26,31-33,30-21,30-28	242
11/8/06	at Austin Peay*	W	3-0	30-26,30-25,30-21	102
11/10/06	at UT Martin*	L	1-3	30-21,27-30,21-30,31-33	304
11/17/06	vs Southeast Missouri #	L	0-3	27-30,25-30,26-30	101

* Ohio Valley Conference Regular Season Match
# OVC Tournament - Semifinals - Jacksonville, Ala.

YEAR-BY-YEAR SCHEDULES - SINCE 2004

2007
20-14 Overall || 14-6 OVC
Head Coach Kathy Bullock
OVC Tournament Champion || NCAA Tournament

Date	Opponent	W/L	Score	Set Scores	Attendance
8/24/07	vs Nicholls State	W	3-2	30-20,26-30,26-30,30-24,15-10	79
8/25/07	vs Troy	L	2-3	26-30,28-30,30-17,30-27,5-15	91
8/25/07	at Auburn	L	1-3	30-28,21-30,20-30,21-30	217
8/31/07	at WKU	L	0-3	23-30,17-30,15-30	531
9/1/07	vs Marshall	L	1-3	30-22,29-31,23-30,20-30	57
9/1/07	vs Gardner-Webb	L	1-3	24-30,30-16,29-31,29-31	68
9/4/07	at Belmont	L	0-3	28-30,23-30,27-30	369
9/11/07	ALABAMA A&M	W	3-0	30-14,30-23,30-21	142
9/14/07	SOUTHEAST MISSOURI*	W	3-2	30-27,27-30,30-21,27-30,15-12	166
9/15/07	EASTERN ILLINOIS*	W	3-2	30-32,23-30,30-28,30-17,15-13	86
9/21/07	at Morehead State*	L	0-3	21-30,16-30,12-30	333
9/22/07	at Eastern Kentucky*	W	3-0	30-27,30-24,30-26	275
9/25/07	at Lipscomb	L	0-3	21-30,27-30,26-30	113
9/28/07	at Samford*	W	3-0	30-28,30-23,30-27	191
9/29/07	at Jacksonville State*	W	3-2	14-30,30-28,30-23,26-30,15-10	377
10/2/07	MOREHEAD STATE*	W	3-1	30-24,30-27,25-30,30-23	246
10/5/07	UT MARTIN *	W	3-1	30-21,29-19,26-30,30-23	232
10/6/07	MURRAY STATE*	L	0-3	20-30,25-30,26-30	78
10/11/07	AUSTIN PEAY*	W	3-0	30-27,32-30,30-27	148
10/12/07	TENNESSEE TECH*	W	3-1	30-20,30-20,27-30,30-24	107
10/16/07	EASTERN KENTUCKY*	L	2-3	30-24,30-19,28-30,28-30,10-15	283
10/18/07	at Southeast Missouri*	L	0-3	18-30,25-30,21-30	169
10/19/07	at Eastern Illinois*	L	1-3	22-30,16-30,30-28,23-30	2004
10/26/07	JACKSONVILLE STATE*	L	0-3	24-30,22-30,24-30	367
10/27/07	SAMFORD *	W	3-0	30-22,30-18,30-20	103
10/30/07	at Austin Peay *	W	3-1	22-30,30-26,32-30,32-30	229
11/2/07	at Tennessee Tech*	W	3-2	30-24,30-28,34-36,28-30,20-18	217
11/05/07	CHICAGO STATE	W	3-0	30-18,30-28,30-16	375
11/9/07	at Murray State *	W	3-1	26-30,30-24,30-19,30-27	369
11/11/07	at UT Martin*	W	3-2	21-30,30-23,30-19,29-31,15-7	212
11/15/07	vs Murray State #	W	3-0	30-26,30-25,30-21	--
11/16/07	at Jacksonville State^	W	3-1	23-30,30-27,30-19,30-25	--
11/17/07	vs Morehead State %	W	3-2	30-24,30-17,29-31,26-30,15-12	--
11/30/07	vs Hawaii $	L	0-3	26-30,14-30,17-30	--

* Ohio Valley Conference Regular Season Match
# OVC Tournament - Quarterfinals - Jacksonville, Ala.
^ OVC Tournament - Semifinals - Jacksonville, Ala.
% OVC Tournament - Championship Match - Jacksonville, Ala.
$ NCAA Tournament First Round - Louisville, Ky.

2008
8-18 Overall || 6-12 OVC
Head Coach Kathy Bullock

Date	Opponent	W/L	Score	Set Scores	Attendance
8/29/08	vs #14 Kansas State	L	0-3	14-25,18-25,16-25	--
8/29/08	at #25 Purdue	L	0-3	14-25,25-27,20-25	--
8/30/08	vs Duke	L	0-3	15-25,14-25,15-2	--
9/10/08	at Kentucky	L	0-3	19-25,7-25,17-25	187
9/16/08	ALABAMA A&M	W	3-1	26-24,26-28,25-18,25-21	393
9/19/08	at Jacksonville State*	L	2-3	25-20,22-25,25-19,29-31,10-15	515
9/20/08	at Tennessee Tech*	L	1-3	22-25,19-25,25-23,17-25	234
9/23/08	at Eastern Kentucky*	W	3-1	11-25,25-19,25-11,25-15	100
9/26/08	at Austin Peay*	L	1-3	19-25,11-25,25-23,15-25	142
9/30/08	UAB	L	1-3	25-22,15-25,16-25,18-25	113
10/03/08	UT MARTIN*	W	3-1	25-23,25-20,22-25,25-14	147
10/04/08	MURRAY STATE*	W	3-2	25-17,29-27,12-25,15-25,16-14	112
10/07/08	BELMONT	L	2-3	20-25,25-27,25-22,27-25,15-17	224
10/10/08	at Southeast Missouri*	L	0-3	13-25,16-25,16-25	253
10/11/08	at Eastern Illinois*	L	2-3	34-32,16-25,25-18,16-25,16-18	204
10/14/08	LIPSCOMB	W	3-2	19-25,25-21,25-18,26-28,15-11	213
10/17/08	MOREHEAD STATE*	L	1-3	15-25,29-27,15-25,17-25	266
10/18/08	EASTERN KENTUCKY*	L	2-3	22-25,25-15,25-18,16-25,13-15	77
10/24/08	TENNESSEE TECH*	L	0-3	16-25,19-25,19-25	102
10/25/08	JACKSONVILLE STATE*	W	3-1	25-21,25-19,18-25,25-22	119
10/30/08	at UT Martin*	W	3-2	25-18,21-25,17-25,25-12,15-11	614
10/31/08	at Murray State*	L	0-3	26-28,18-25,23-25	282
11/07/08	AUSTIN PEAY*	W	3-1	25-22,25-19,19-25,25-16	187
11/11/08	at Morehead State*	L	0-3	13-25,23-25,24-26	255
11/14/08	EASTERN ILLINOIS*	L	1-3	15-25,25-22,22-25,23-25	86
11/15/08	SOUTHEAST MISSOURI*	L	1-3	25-19,22-25,21-25,22-25	122

* Ohio Valley Conference Regular Season Match

2009
4-26 Overall || 3-15 OVC
Head Coach Kathy Bullock

Date	Opponent	W/L	Score	Set Scores	Attendance
8/28/09	vs Southern Mississippi	L	0-3	11-25,22-25,20-25	58
8/29/09	at Samford	L	0-3	22-25,21-25,26-28	419
8/29/09	vs Louisiana-Monroe	W	3-0	26-24,25-23,25-14	112
9/4/09	vs South Alabama	L	2-3	25-17,23-25,26-24,20-25,12-15	201
9/5/09	vs Drake	L	0-3	15-25,14-25,16-25	125
9/5/09	at Georgia	L	1-3	25-23,13-25,12-25,21-25	303
9/8/09	CHATTANOOGA	L	1-3	25-27,22-25,25-17,13-25	108
9/11/09	vs Memphis	L	0-3	19-25,18-25,18-25	--
9/11/09	at Western Kentucky	L	0-3	22-25,22-25,13-25	--
9/12/09	vs NIU	L	0-3	25-27,20-25,20-25	--
9/18/09	at Austin Peay*	L	1-3	11-25,25-19,12-25,20-25	326
9/25/09	at Eastern Illinois*	W	3-1	25-17,25-19,18-25,25-16	295
9/26/09	at Southeast Missouri*	L	2-3	25-21,25-20,15-25,19-25,12-15	215
9/29/09	at Belmont	L	0-3	16-25,24-26,18-25	167
10/2/09	JACKSONVILLE STATE*	L	0-3	22-25,22-25,24-26	107
10/3/09	TENNESSEE TECH*	L	2-3	25-20,25-19,11-25,13-25,11-15	167
10/6/09	MOREHEAD STATE *	L	0-3	18-25,21-25,22-25	207
10/9/09	AUSTIN PEAY*	L	0-3	24-26,13-25,22-25	225
10/13/09	at UAB	L	0-3	23-25,24-26,17-25	263
10/16/09	at UT Martin*	W	3-0	25-20,25-19,25-18	229
10/17/09	at Murray State*	L	0-3	16-25,23-25,15-25	285
10/23/09	SOUTHEAST MISSOURI*	L	2-3	21-25,25-22,25-22,10-25,7-15	237
10/24/09	EASTERN ILLINOIS *	L	2-3	25-20,20-25,25-19,24-26,13-15	214
10/30/09	at Eastern Kentucky*	L	0-3	21-25,18-25,20-25	100
10/31/09	at Morehead State*	L	1-3	16-25,16-25,26-24,9-25	333
11/6/09	at Tennessee Tech*	L	0-3	23-25,17-25,15-25	236
11/7/09	at Jacksonville State*	L	1-3	18-25,15-25,34-32,18-25	202
11/10/09	EASTERN KENTUCKY*	L	2-3	25-23,21-25,18-25,28-26,5-15	204
11/13/09	MURRAY STATE*	L	0-3	18-25,21-25,21-25	78
11/14/09	UT MARTIN*	W	3-0	25-22,25-14,25-19	347

* Ohio Valley Conference Regular Season Match

YEAR-BY-YEAR SCHEDULES - SINCE 2004

2010
9-18 Overall || 7-11 OVC
Head Coach Kathy Bullock

Date	Opponent	W/L	Score	Set Scores	Attendance
8/31/10	WESTERN KENTUCKY	L	0-3	10-25,23-25,17-25	324
9/3/10	at Ball State	L	0-3	5-25,13-25,19-25	1744
9/4/10	vs Oakland	L	0-3	13-25,13-25,24-26	--
9/4/10	vs Robert Morris	L	1-3	22-25,29-31,25-23,19-25	--
9/7/10	at Lipscomb	L	0-3	10-25,19-25,21-25	322
9/10/10	at Memphis	L	0-3	22-25,19-25,19-25	--
9/11/10	vs Air Force	W	3-0	25-17,25-12,25-18	--
9/11/10	vs LaSalle	W	3-1	30-28,25-21,20-25,25-13	--
9/17/10	UT MARTIN *	W	3-1	23-25,25-23,24-23,25-21	358
9/18/10	MURRAY STATE*	L	1-3	27-29,27-25,18-25,16-25	268
9/24/10	at Jacksonville State*	L	2-3	25-22,20-25,19-25,25-21,11-15	398
9/25/10	at Tennessee Tech*	L	0-3	22-25,25-27,23-25	121
10/1/10	EASTERN ILLINOIS*	W	3-1	25-18,26-24,15-25,25-20	224
10/2/10	SOUTHEAST MISSOURI*	W	3-2	25-21,21-25,32-30,18-25,16-14	175
10/5/10	at Morehead State *	L	0-3	10-25,12-25,18-25	433
10/8/10	AUSTIN PEAY*	L	2-3	25-23,25-22,14-25,21-25,7-15	162
10/15/10	EASTERN KENTUCKY *	L	2-3	18-25,25-20,26-24,23-25,13-15	85
10/16/10	MOREHEAD STATE*	L	0-3	7-25,21-25,25-27	62
10/22/10	at Murray State*	L	0-3	25-27,25-27,12-25	392
10/2310	at UT Martin*	L	2-3	20-25,30-28,16-25,25-12,13-15	141
10/26/10	at Eastern Kentucky*	W	3-1	25-21,18-25,25-23,25-19	200
10/29/10	TENNESSEE TECH*	W	3-2	25-22,25-16,20-25,20-25,17-15	532
10/30/10	JACKSONVILLE STATE*	W	3-2	25-17,22-25,19-25,25-14,15-11	218
11/05/10	at Southeast Missouri*	W	3-2	21-25,26-28,25-20,25-17,15-9	250
11/6/10	at Eastern Illinois*	L	0-3	20-25,20-25,25-27	905
11/12/10	at Austin Peay*	L	0-3	21-25,13-25,17-25	327
11/14/10	SIU EDWARDSVILLE	L	1-3	25-21,23-25,16-25,22-25	137

* Ohio Valley Conference Regular Season Match

2011
18-11 Overall || 13-7 OVC
Head Coach Kathy Bullock

Date	Opponent	W/L	Score	Set Scores	Attendance
8/26/11	vs South Carolina St.	W	3-0	25-17,25-16,25-19	122
8/27/11	at Clemson	L	0-3	15-25,19-25,10-25	687
8/27/11	at Loyola (MD)	W	3-1	25-15,25-23,18-25,25-19	127
9/2/11	vs Norfolk State	W	3-0	25-16,25-23,25-14	51
9/2/11	at Mercer	W	3-2	12-25,25-22,14-25,25-21,15-10	314
9/3/11	vs Troy	L	1-3	21-25,25-19,18-25,18-25	41
9/3/11	at Western Kentucky	L	0-3	20-25,27-29,20-25	356
9/6/11	at Morehead State*	L	0-3	22-25,14-25,12-25	503
9/17/11	at Eastern Kentucky*	W	3-2	20-25,20-25,25-20,25-16,15-12	200
9/23/11	SIUE*	W	3-2	21-25,25-22,20-25,25-17,15-11	322
9/24/11	EASTERN ILLINOIS*	W	3-0	25-16,31-29,26-24	216
9/30/11	at Tennessee Tech*	L	2-3	25-23,23-25,22-25,25-16,12-15	237
10/1/11	at Jacksonville State*	W	3-1	25-18,26-28,25-18,25-21	106
10/3/11	MOREHEAD STATE*	L	2-3	25-15,20-25,17-25,25-21,10-15	456
10/7/11	MURRAY STATE*	W	3-1	23-25,25-16,25-23,25-17	217
10/8/11	SOUTHEAST MISSOURI*	W	3-2	25-22,19-25,22-25,25-21,15-11	184
10/11/11	at Austin Peay*	L	0-3	18-25,16-25,19-25	209
10/15/11	UT MARTIN*	W	3-1	25-20,16-25,25-22,25-18	210
10/17/11	EASTERN KENTUCKY*	W	3-1	25-16,25-27,25-23,25-15	208
10/21/11	at Eastern Illinois*	L	0-3	17-25,23-25,19-25	382
10/22/11	at SIUE*	W	3-1	17-25,25-22,26-24,25-23	142
10/28/11	JACKSONVILLE STATE*	L	1-3	25-23,19-25,21-25,23-25	368
10/29/11	TENNESSEE TECH*	W	3-0	25-23,25-19,25-18	200
11/1/11	LIPSCOMB	W	3-2	25-16,21-25,25-23,15-25,15-11	188
11/4/11	AUSTIN PEAY*	W	3-1	25-17,20-25,25-16,25-20	361
11/8/11	at UT Martin*	L	2-3	22-25,25-18,27-25,15-25,12-15	491
11/11/11	at Murray State*	W	3-0	25-22,25-20,28-26	217
11/12/11	at Southeast Missouri*	W	3-2	25-19,20-25,18-25,25-21,15-11	522
11/18/11	vs UT Martin #	L	1-3	22-25,21-25,25-20,18-25	233

* Ohio Valley Conference Regular Season Match
# OVC Tournament - Semifinals - Morehead, Ky.

2012
18-14 Overall || 10-6 OVC
Head Coach Kathy Bullock

Date	Opponent	W/L	Score	Set Scores	Attendance
8/24/12	vs South Dakota	L	1-3	19-25,25-21,21-25,15-25	125
8/24/12	at Alabama State	W	3-0	25-16,25-15,25-14	287
8/25/12	vs Southeastern	W	3-1	20-25,25-17,25-16,25-14	97
8/25/12	vs Stetson University	W	3-1	22-25,25-15,25-17,26-24	101
8/31/12	at Portland	L	2-3	22-25,25-20,17-25,25-23,11-15	311
9/1/12	IDAHO STATE	L	0-3	23-25,14-25,16-25	--
9/1/12	vs UNLV	L	0-3	15-25,15-25,14-25	88
9/7/12	at Kennesaw State	L	0-3	22-25,12-25,21-25	400
9/7/12	vs Chattanooga	W	3-1	25-19,28-30,25-22,25-23	--
9/8/12	vs N.C. Central	L	0-3	19-25,26-28,22-25	--
9/8/12	vs Troy	L	0-3	17-25,22-25,15-25	--
9/11/12	ARKANSAS-PINE BLUFF	W	3-0	25-16,25-11,25-11	338
9/21/12	at Eastern Kentucky*	W	3-1	25-22,25-18,21-25,25-16	425
9/22/12	at Morehead State*	L	0-3	11-25,21-25,22-25	502
9/25/12	at Belmont*	W	3-2	20-25,15-25,25-19,25-22,16-14	374
9/30/12	EASTERN ILLINOIS*	W	3-0	25-16,25-15,25-18	248
10/5/12	TENNESSEE TECH*	W	3-0	25-23,25-16,25-21	378
10/6/12	JACKSONVILLE STATE*	L	1-3	24-26,18-25,25-15,18-25	341
10/12/12	at UT Martin*	W	3-1	32-30,22-25,25-18,25-23	147
10/13/12	at Southeast Missouri*	L	2-3	16-25,25-23,25-21,20-25,10-15	202
10/16/12	MEMPHIS	W	3-2	10-25,20-25,25-20,25-20,15-9	331
10/19/12	at Jacksonville State*	W	3-1	25-15,17-25,25-22,25-20	135
10/20/12	at Tennessee Tech*	W	3-0	25-20,25-19,25-21	113
10/26/12	MURRAY STATE*	W	3-0	25-15,28-26,26-24	421
10/27/12	AUSTIN PEAY*	L	1-3	25-21,15-25,22-25,25-27	187
10/30/12	at Alabama A&M	W	3-0	25-17,25-18,25-20	77
11/2/12	MOREHEAD STATE*	L	1-3	13-25,25-18,20-25,24-26	392
11/3/12	EASTERN KENTUCKY*	W	3-2	25-13,25-23,22-25,22-25,15-6	212
11/6/12	BELMONT*	L	0-3	21-25,19-25,23-25	386
11/10/12	at SIUE*	W	3-1	25-27,25-22,25-20,25-13	99
11/15/12	vs Austin Peay &	W	3-1	25-15,18-25,27-25,25-17	105
11/16/12	at Morehead State #	L	0-3	13-25,30-32,21-25	918

* Ohio Valley Conference Regular Season Match
& OVC Tournament - First Round - Morehead, Ky.
# OVC Tournament - Semifinals - Morehead, Ky.

2013
10-18 Overall || 6-10 OVC
Head Coach Kathy Bullock

Date	Opponent	W/L	Score	Set Scores	Attendance
8/30/13	at South Alabama	L	1-3	15-25,25-22,17-25,23-25	212
8/31/13	vs Georgia Southern	L	0-3	19-25,20-25,10-25	44
8/31/13	vs Southern Utah	W	3-1	24-26,25-17,25-23,25-20	42
9/13/13	vs UAB	L	0-3	21-25,20-25,14-25	33
9/14/13	at Indiana	L	1-3	27-25,15-25,21-25,14-25	502
9/14/13	vs Wyoming	L	1-3	21-25,18-25,25-21,19-25	89
9/17/13	ALABAMA A&M	W	3-0	25-16,25-15,25-19	684
9/20/13	vs Elon	L	1-3	25-18,23-25,25-27,22-25	47
9/21/13	vs S.C. State	W	3-0	25-23,25-20,25-18	42
9/21/13	at Charlotte	L	0-3	18-25,18-25,21-25	331
9/27/13	EASTERN KENTUCKY *	L	0-3	22-25,21-25,20-25	217
9/28/13	MOREHEAD STATE *	L	0-3	19-25,19-25,20-25	276
10/1/13	BELMONT*	W	3-2	25-22,25-17,20-25,22-25,15-13	566

YEAR-BY-YEAR SCHEDULES - SINCE 2004

10/4/13	at Eastern Illinois*	L	1-3	17-25,18-25,25-23,21-25	386
10/11/13	at Tennessee Tech*	W	3-0	25-16,25-17,25-17	223
10/12/13	at Jacksonville State*	L	0-3	21-25,24-26,28-30	113
10/15/13	at Memphis	W	3-2	21-25,22-25,27-25,26-24,15-12	137
10/18/13	UT MARTIN *	W	3-1	25-23,25-19,22-25,25-23	568
10/19/13	SOUTHEAST MISSOURI *	L	1-3	18-25,23-25,25-20,16-25	287
10/22/13	TENNESSEE TECH*	W	3-0	25-17,25-20,25-18	212
10/25/13	JACKSONVILLE STATE *	W	3-0	25-20,25-19,25-22	176
10/29/13	at Austin Peay*	L	0-3	23-25,16-25,18-25	345
11/1/13	at Murray State*	W	3-0	30-28,25-16,25-20	125
11/8/13	at Morehead State *	L	0-3	17-25,19-25,30-32	730
11/9/13	at Eastern Kentucky*	L	1-3	13-25,18-25,25-23,23-25	220
11/13/13	at Belmont*	L	0-3	18-25,21-25,16-25	285
11/16/13	SIUE*	L	1-3	25-17,14-25,19-25,28-30	222
11/21/13	at Morehead State &	L	0-3	19-25,23-25,14-25	808

* Ohio Valley Conference Regular Season Match
& OVC Tournament - First Round - Morehead, Ky.

2014
7-16 Overall || 4-12 OVC
Head Coach Kathy Bullock

Date	Opponent	W/L	Score	Set Scores	Attendance
8/29/14	at Arkansas	L	0-3	22-25,19-25,19-25	1463
8/30/14	vs Michigan	L	0-3	13-25,21-25,14-25	742
8/30/14	vs Stephen F. Austin	L	0-3	20-25,12-25,23-25	918
9/5/14	vs Appalachian State	L	0-3	16-25,17-25,17-25	--
9/5/14	at #24 Louisville	L	0-3	11-25,13-25,20-25	--
9/6/14	vs Cincinnati	L	1-3	11-25,25-20,21-25,25-27	--
9/9/14	at Alabama A&M	W	3-1	20-25,25-15,25-22,25-17	377
9/12/14	vs WOFFORD	W	3-1	27-25,20-25,25-16,25-20	100
9/13/14	vs William & Mary	W	3-2	25-22,20-25,24-26,25-21,15-12	75
9/13/14	at Clemson	L	2-3	15-25,25-23,11-25,25-21,5-15	882
9/16/14	EAST TENNESSEE STATE	W	3-1	25-21,21-25,25-23,25-22	408
9/19/14	vs Central Michigan	L	1-3	25-21,23-25,22-25,19-25	--
9/20/14	vs Charleston Southern	W	3-0	25-21,25-22,25-21	--
9/20/14	at Cincinnati	L	1-3	23-25,32-34,25-22,21-25	419
9/26/14	MOREHEAD STATE *	W	3-2	17-25,16-25,32-30,27-25,15-12	341
9/27/14	EASTERN KENTUCKY*	L	1-3	26-24,17-25,26-28,22-25	163
9/30/14	BELMONT*	L	1-3	25-18,23-25,20-25,19-25	412
10/4/14	at SIUE*	W	3-1	27-25,25-18,21-25,25-16	344
10/7/14	ARKANSAS-PINE BLUFF	W	3-0	25-18,25-18,25-9	213
10/10/14	at Jacksonville State*	L	0-3	23-25,24-26,17-25	372
10/11/14	at Tennessee Tech*	L	1-3	22-25,25-20,20-25,17-25	411
10/17/14	AUSTIN PEAY*	L	0-3	15-25,18-25,18-25	222
10/18/14	MURRAY STATE*	L	0-3	17-25,16-25,17-25	172
10/21/14	at UT Martin*	W	3-2	25-17,17-25,16-25,25-17,15-8	306
10/24/14	at Southeast Missouri*	L	0-3	26-28,18-25,22-25	304
10/31/14	at Eastern Kentucky*	L	1-3	16-25,25-19,21-25,23-25	80
11/1/14	at Morehead State*	L	1-3	14-25,28-26,22-25,19-25	289
11/7/14	TENNESSEE TECH*	L	2-3	22-25,25-21,19-25,25-16,6-15	310
11/8/14	JACKSONVILLE STATE*	L	2-3	22-25,23-25,25-17,25-16,5-15	250
11/11/14	at Belmont*	L	0-3	14-25,22-25,15-25	227
11/15/14	EASTERN ILLINOIS*	W	3-2	22-25,26-24,21-25,25-22,15-12	281

* Ohio Valley Conference Regular Season Match

2015
16-14 Overall || 10-6 OVC
Head Coach Kathy Bullock

Date	Opponent	W/L	Score	Set Scores	Attendance
8/28/15	vs Northwestern State	L	1-3	25-19,17-25,17-25,18-25	52
8/29/15	at Ole Miss	L	1-3	25-22,9-25,22-25,15-25	308
8/29/15	Oral Robers	L	0-3	16-25,16-25,18-25	60
9/5/15	SAMFORD	L	2-3	25-21,26-24,15-25,25-27,11-15	322
9/11/15	at Georgia Southern	W	3-1	18-25,25-20,25-23,25-23	--
9/11/15	vs Chicago State	W	3-0	25-17,25-17,25-15	--
9/12/15	vs Winthrop	L	0-3	17-25,13-25,16-25	113
9/15/15	ALABAMA A&M	W	3-0	25-22,25-23,25-14	513
9/17/15	at Southern University	W	3-0	25-17,25-9,25-11	119
9/18/15	vs Grambling	W	3-0	25-18,25-15,25-17	101
9/18/15	at New Orleans	L	1-3	22-25,19-25,25-19,13-25	311
9/22/15	at East Tennessee State	L	0-3	11-25,21-25,23-25	176
9/25/15	at Morehead State*	L	2-3	24-26,25-13,23-25,26-24,13-15	757
9/26/15	at Eastern Kentucky*	L	2-3	23-25,21-25,25-13,25-22,8-15	80
9/29/15	at Belmont*	W	3-2	25-16,29-27,15-25,16-25,17-15	302
10/3/15	SIUE*	W	3-0	30-28,25-14,25-12	156
10/9/15	JACKSONVILLE STATE*	W	3-0	25-13,32-30,25-19	343
10/10/15	TENNESSEE TECH*	W	3-1	25-12,21-25,29-27,25-17	130
10/16/15	at Austin Peay*	W	3-2	25-22,22-25,23-25,25-17,15-9	648
10/17/15	at Murray State*	L	0-3	21-25,18-25,20-25	309
10/23/15	SOUTHEAST MISSOURI*	L	2-3	13-25,25-20,25-22,25-27,15-17	278
10/24/15	UT MARTIN*	W	3-2	25-17,22-25,26-24,28-30,15-13	173
10/30/15	EASTERN KENTUCKY*	L	1-3	20-25,25-13,23-25,25-27	122
10/31/15	MOREHEAD STATE*	W	3-1	25-17,20-25,28-26,25-21	206
11/6/15	at Tennessee Tech*	W	3-2	21-25,25-21,23-25,25-19,15-13	333
11/7/15	at Jacksonville State*	L	2-3	22-25,25-14,25-17,23-25,9-15	342
11/11/15	BELMONT*	W	3-0	25-21,25-18,25-22	53
11/14/15	at Eastern Illinois*	W	3-1	25-22,18-25,25-23,25-19	427
11/19/15	vs Eastern Kentucky&	W	3-2	25-14,22-25,25-21,25-27,15-9	87
11/20/15	at Murray State#	L	0-3	16-25,28-30,22-25	507

* Ohio Valley Conference Regular Season Match
& OVC Tournament - Quarterfinals - Murray, Ky.
# OVC Tournament - Semifinals - Murray, Ky.

2016
17-16 Overall || 8-8 OVC
Head Coach Kathy Bullock

Date	Opponent	W/L	Score	Set Scores	Attendance
8/26/16	vs Texas Southern	W	3-0	25-23,25-14,25-16	28
8/26/16	vs Jackson State	W	3-1	21-25,26-24,25-9,25-12	76
8/27/16	vs Alabama A&M	W	3-0	25-13,25-7,25-7	25
8/27/16	at Alabama State	W	3-2	25-19,23-25,21-25,25-22,15-7	187
9/2/16	vs Georgia Tech	L	0-3	13-25,14-25,17-25	54
9/3/16	at K-State	L	0-3	17-25,6-25,22-25	1547
9/3/16	vs Michigan	L	0-3	7-25,14-25,16-25	45
9/9/16	at Butler	L	0-3	13-25,21-25,14-25	532
9/10/16	vs Wright State	L	1-3	16-25,19-25,25-23,22-25	129
9/13/16	ALABAMA A&M	W	3-0	25-8,25-12,25-20	132
9/16/16	vs Mississippi	L	0-3	23-25,12-25,21-25	150
9/17/16	at Chattanooga	W	3-1	15-25,25-16,25-16,26-24	358
9/17/16	vs Appalachian State	W	3-1	25-27,25-21,25-17,25-18	120
9/20/16	at Belmont*	L	0-3	13-25,22-25,26-28	423
9/24/16	at SIUE*	L	0-3	20-25,22-25,20-25	213
9/28/16	TENNESSEE TECH*	W	3-2	25-23,21-25,25-20,23-25,15-12	401
9/30/16	JACKSONVILLE STATE*	W	3-2	17-25,22-25,25-20,25-18,18-16	398
10/1/16	RICE	L	1-3	18-25,25-18,17-25,22-25	185
10/5/16	MIDDLE TENNESSEE	W	3-1	25-23,25-21,21-25,25-15	200
10/7/16	at Eastern Kentucky*	L	0-3	20-25,18-25,23-25	86

YEAR-BY-YEAR SCHEDULES - SINCE 2004

10/8/16	at Morehead State*	W	3-2	20-25,27-25,25-20,22-25,15-12	233
10/11/16	at Alabama A&M	W	3-0	25-16,25-19,25-11	153
10/14/16	at UT Martin*	L	2-3	18-25,25-21,20-25,25-22,14-16	271
10/15/16	at Southeast Missouri*	L	1-3	19-25,22-25,30-28,16-25	317
10/21/16	MURRAY STATE*	L	0-3	19-25,13-25,16-25	256
10/22/16	AUSTIN PEAY*	L	0-3	14-25,14-25,20-25	203
10/25/16	BELMONT*	W	3-2	25-23,14-25,17-25,26-24,16-14	189
10/29/16	EASTERN ILLINOIS*	W	3-0	25-8,25-23,25-13	112
11/4/16	at Tennessee Tech*	W	3-0	25-14,25-10,25-17	102
11/5/16	at Jacksonville State*	W	3-1	25-23,25-18,21-25,25-21	408
11/11/16	MOREHEAD STATE*	W	3-2	25-20,25-19,23-25,22-25,15-12	158
11/12/16	EASTERN KENTUCKY*	L	1-3	22-25,25-20,18-25,22-25	120
11/17/16	vs Austin Peay &	L	1-3	19-25,16-25,25-20,13-25	101

* Ohio Valley Conference Regular Season Match
& OVC Tournament - Quarterfinals - Murray, Ky.

2017
7-23 Overall || 3-13 OVC
Head Coach Donika Sutton

Date	Opponent	W/L	Score	Set Scores	Attendance
8/25/17	vs Denver	L	0-3	17-25, 22-25, -10-25	422
8/26/17	at Charleston	L	1-3	25-23, 15-25, 18-25, 12-25	382
8/26/17	vs USC Upstate	W	3-2	27-25, 24-26, 23-25, 25-14, 15-10	231
8/29/17	at #24 WKU	L	0-3	12-25, 15-25, 15-25	476
9/1/17	ALCORN STATE	W	3-0	25-8, 25-18, 25-14	165
9/1/17	NEW ORLEANS	W	3-2	25-14, 21-25, 14-25, 25-22, 15-11	259
9/2/17	FIU	W	3-1	23-25, 25-16, 26-24, 25-22	233
9/8/17	at Alabama	L	0-3	14-25, 20-25, 20-25	102
9/8/17	vs Furman	L	2-3	23-25, 25-23, 17-25, 27-25, 6-15	-
9/9/17	vs Hoftstra	L	0-3	16-25, 21-25, 16-25	-
9/15/17	vs Washington State	L	0-3	18-25, 15-25, 17-25	79
9/16/17	vs Illinois	L	0-3	15-25, 18-25, 12-25	85
9/16/17	at Missouri State	L	0-3	18-25, 10-25, 17-25	821
9/22/17	EKU*	L	1-3	16-25, 25-16, 25-27, 14-25	153
9/23/17	MOREHEAD*	W	3-1	25-20, 25-19, 23-25, 25-22	275
9/26/17	Belmont*	L	1-3	16-25, 18-25, 25-21, 22-25	339
9/30/17	Eastern Illinois*	L	1-3	15-25, 22-25, 25-23, 15-25	225
10/6/17	Jacksonville State*	L	2-3	25-23, 25-19, 21-25, 18-25, 13-15	314
10/7/17	Tennessee Tech*	W	3-0	25-21, 25-20, 25-19	263
10/13/17	SEMO*	L	0-3	19-25, 22-25, 16-25	163
10/14/17	UT Martin*	L	1-3	21-25, 22-25, 25-23, 20-25	215
10/20/17	at Austin Peay*	L	1-3	13-25, 18-25, 25-22, 17-25	212
10/21/17	at Murray State*	L	0-3	26-28, 21-25, 18-25	203
10/25/17	at MTSU	L	0-3	26-28, 19-25, 21-25	168
10/27/17	at Morehead*	L	1-3	12-25, 20-25, 25-22, 25-27	278
10/28/17	at EKU*	L	1-3	25-23, 16-25, 13-25, 16-25	175
10/31/17	BELMONT*	W	3-0	25-20, 25-22,25-21	341
11/4/17	SIUE*	L	0-3	22-25, 17-25, 23-25	103
11/11	JACKSONVILLE STATE*	L	2-3	25-18, 18-25, 19-25, 25-14, 9-15	187
11/10	TENNESSEE TECH*	L	2-3	23-25, 25-19, 27-29, 26-24, 12-15	174

* Ohio Valley Conference Regular Season Match

RECORDS VERSUS OPPONENTS

Air Force	1-0
Alabama	0-1
Alabama A&M	12-8
Alabama State	8-2
Alabama-Birmingham	0-6
Alabama-Huntsville	0-1
Alaska-Fairbanks	0-1
Alcorn State	3-0
Appalachian State	2-3
Arkansas	0-1
Arkansas-Pine Bluff	3-0
Arkansas State	1-2
Auburn	0-1
Austin Peay	10-46
Ball State	0-1
Baylor	0-1
Belmont	11-22
Bethune-Cookman	1-0
Brescia College	1-1
Butler	0-1
Campbell	0-1
Central Michigan	0-1
Charleston Southern	1-0
Charlotte	0-3
Chattanooga	2-6
Chicago State	2-2
Christian Brothers	0-1
Cincinnati	0-6
Clark Atlanta	1-0
Clemson	0-3
Cleveland State	0-1
Coastal Carolina	0-1
College of Charleston	0-1
Cumberland College	6-3
Dayton	0-2
Delaware State	1-0
Denver	0-1
Duke	0-2
East Tennessee State	1-3
Eastern Illinois	10-25
Eastern Kentucky	11-54
Elon	0-1
Evansville	0-1
Fisk	7-3
Florida A&M	0-2
Florida International	1-0
Furman	0-1
Gardner-Webb	1-4
Georgia	0-1
Georgia Southern	1-1
Georgia State	0-1
Georgia Tech	0-1
Grambling State	1-0
Hawaii	0-1
Hofstra	0-1
Houston	1-0
Idaho State	0-1
Illinois	0-1
Illinois-Chicago	0-2
Indiana	0-1
Indiana State	0-1
IUPUI	0-1
Jackson State	4-0
Jacksonville State	10-23
Kansas State	0-2
Kennesaw State	0-1
Kentucky	0-1
Knoxville College	1-0
Lamar	0-1
Lambuth College	1-0
LaSalle	1-0
Lehigh	1-0
Lipscomb	9-7
Louisiana-Monroe	2-0
Louisville	0-2
Loyola- MD	1-0
Marshall	0-1
Memphis	2-6
Mercer	1-3
Miami (Ohio)	1-0
Michigan	0-2
Middle Tennessee State	2-33
Mississippi	1-2
Mississippi Valley State	2-1
Missouri-Kansas City	0-3
Missouri State	0-1
Montana State	0-1
Morehead State	13-48
Morris Brown	4-0
Murray State	10-47
Nevada Las Vegas	0-1
New Orleans	1-4
Nicholls St.	1-0
Norfolk University	1-0
North Carolina-Asheville	0-1
North Carolina Central	0-1
North Carolina State	0-1
Northeast Illinois	0-1
Northern Illinois	0-2
Northwestern State	0-2
Oakland University	0-1
Ohio	0-3
Oral Roberts	0-2
Paine College	1-0
Penn State	0-1
Portland	0-1
Prairie View A&M	0-1
Purdue	0-1
Rice	0-1
Robert Morris	0-1
Saint Louis	0-1
Samford	8-8
Savannah State	2-0
South Alabama	0-2
South Dakota	0-1
South Carolina	0-1
South Carolina State	3-0
Southeast Louisiana	2-0
Southeast Missouri State	5-44
Southern	2-2
SIU Edwardsville	5-4
Southern Mississippi	0-1
Southern Utah	1-0
St. Francis (Pa.)	1-0
Stephen F. Austin	0-2
Stetson	1-0
Tennessee-Martin	14-35
Tennessee Tech	17-39
Texas-El Paso	0-1
Texas Southern	1-0
Trevecca	4-9
Troy	0-7
Tulsa	0-2
Utah State	0-1
USC Upstate	1-0
Washington State	0-1

ALL-TIME LETTERWINNERS

A

Emilie Sandve Aase 2012
Cherlie Adorno-DeJesus 2016-2017
Carla Allen 1998-2001
Rachel Ambroch 2011-12
Arijana Anderson 2013-16
Catherine Katrelle Armwood 2002-05
Aundria Arnold 1995
Kelli Anderson 2010

B

Karolyn Banks 2003-04
Samantha Beltran 2014-2017
Dorisalaan Bert 1994-96
Tira Brockman 1989-91
Sheena Broome 2000
Lakesha Brown 2000-01
Morgan Brown 2002
Leejuana Bryant 1993-95
Lolita Bryant 2000-01
Allyson Buckner 2004-05
Brittany Bunch 2012
Katie Burnett 2013
Rhea Butler 1992-93
Sherryce Butler 2011-14

C

Jade Cabell 2002-03
Shuantia Carr 2013
Debbie Carter 1990-91
Mine Cetinoz 2017
Whitney Chapman 2005
Ayanna Chase 2015
Payten Clark 2016
Leslye Coleman 1990
Jennifer Corral 2002-03
Yamari Padilla-Collazo . . . . . 2008 -09
Jaime Cooper 2011-14
Darlene Crawley 1990-92
LeShawna Criswell 1999
Sherri Cummings 1991-93
Kristi Cyrus 1996-98

D

Puamana Danielson 2015-16
DeRanta Davis 1990-91
Kelly Davis 2004-07
Roxanne Dismuke 1998
Collese Dornan 2006-07
Ashley Douglass 2004-05

E

Toni Ellison 1990-91
Janine Epps 1992
Maya Evans 2017
Megan Evans 2017

F

Keisha Felton 1994
LaTashia Frierson 1993

G

Tracy Garland 1998
Megan Garza 2007
Erika Godbolt 2005-06
Diane Gomez 1996-97
Regina Graham 1996-99
Zahria Graham 2015
Carla Grayson 2014-15

H

Madison Halterman 2014-2015
Britani Hathorn 2011- 2012
Ashley Hamilton 2011
Haley Hampton 2014-2015
Tiffany Hardy 2000
Myque Harris 1998
Myshoska Harris 1992
Deidra Harrison 2000
Kylie Hayes 2016-Present
Rachel Henderson 2017-Present
Jade Herring 1999
Catrina Hewlett 1999-2002
Lindsay Hornsby 2012
Terri Houston 1998
Yetta Howard 1999
Danielle Howell 2009-11
Miaje Hubbard 2011

J

Meesha Jackson 2005-06
Shatondra Jackson 1999-2002
Sheila Jackson 1990
Cordelia Jarrett 1998
Levada Johns 1997-98
Alexis Johnson 2015-2017
Courtney Johnson 1999-2000
Deatrice Johnson 2002
LaShonn Jones 1990-92
Shawneis Jones 2012
Levana Jophns 1994
Tamara Joy 1995

K

Krystie Kaukola 2003
Kara Keifer 2005-06
Estelle Kendall 1993
Shelly Kim 1996-97
Kamille King 2007- 08; 09-10
Kristin King 2000-03

L

Lakera Lakes 1999
Saundrea Lacy 1998
Shareen Lacy 1998
Monique Lamb 1999-2001
Latosha Leech 1991-93
Katie Lippi 2006
Christian Lowe 2007-08
Kelly Lowe 2003-05

M

Ileanushka Maldonado 2013-14
Marla Malone 1996-97
Ariel Manuel 2014-15
LaQuata Marsh 2003-04
LaQuita Marsh 2003-05
Alishia Marshall 1995-97
Tiana Maua 2005-06
Konia McCraven 2001
Megan McKinney 2005-06
Caura McTorry 1999
Kristen Metz 2004
LaTarra Moore 2005
Tanya Moore 1992-95
Lakeshia Morrow 1993-96
Erika Moss 2010-13
Rebecca Moudree 2011
Shelby Myers 2003

N

Makena Nahooikaika 2007

O

Endia Oliver 2006-07
Taylor Oliver 1999-2002
Nkechinyere Olumba 1992-94, 1997

P

Takeisha Parham 2009
Taylor Patterson 2013-16
Shaheta Pickett 2001
Julia Pierson 2016-Present
Jordan Piper 2012-13
Vicmari Prospero 2009-10

R

Christina Raiford 2008-09
Carlatta Roache 1993
Angie Reed 1999
Roxelle Richards 1996
Lakesha Rimmer 1995-98
Katora Roberts 2016-2017
Shawna Ruiz . . . . . 2008 -09

S

Precious Salazar 2007
Candace Saleaumua 2007- 08
Heather Sanders 2008
Santia Sanders 2009-10
Abby Schwartz 1999
Melissa Silva 2007
Kelley Smith 2005-2006
Margaret Smith 1998
Mary Smitherman 2002
Zoe Sostre 2013
Janique Suber 2000-02, 2004
Sydney Swann 2017
Taylor Swayzer 2013-14

T

Tarvin Thicklen 1999
Tammy Timmons 1996-97
Shuntelle Tucker 1988

V

Adrian Vaughan 1993-95
Chianta Vaughn 1992-95

W

Jackie Wade 1998
Terakka Walker 2008-11
Letitia Weaver 1990
Jennifer Washington 2001-02, 04
Chloe Watson 2015-16
Naomi Wells 2009, 12-14
Tanequa Whitman 2009
Camile Williams 1993
Kim Williams 1990
Calasia Williams 2009-12
Leslie Williams 1990-91
Shaquita Williams 2008-11
Curstyn Wilson 2016-2017
Martisha Wilson 1992-93
Stephany Wilson 1993
Thereza Wright 2002-04
Kinsley Williams 2010

Z

Cori Zacharczyp 2003

2018 MEDIA ROSTER



#1 - KHALIA **JORDAN**
OH | 5-9 | Jr.
San Diego, Calif.



#2 - DESTINY **WASHINGTON**
OH/DS | 5-8 | Jr.
Austin, Texas



#3 - GINA **RIVERA ORTIZ**
L | 5-6 | Fr.
Mayaguez, Puerto Rico



#4 - ARIA **HOLMES**
MB | 6-2 | Fr.
Las Vegas, Nev.



#5 - RACHEL **HENDERSON**
OPP/MB | 6-0 | Sr.
Fort Worth, Texas



#6 - KAYLA **GRADY**
OPP | 5-8 | So.
Nashville, Tenn.



#7 - HINALEI **FIHAKI**
MB | 6-0 | Jr.
Taylorsville, Utah



#8 - KYLIE **HAYES**
DS/L | 5-6 | Jr.
Memphis, Tenn.



#9 - LAKEN **TE'O**
S | 5-9 | Jr.
Laie, Hawaii



#10 - MICAHLEA **NJIE**
DS/L | 5-5 | Fr.
Nashville, Tenn.



#11 - JOHANNA "JOJO" **KRUIZE**
OH | 5-11 | Jr.
Honolulu, Hawaii



#12 - JULIA **PIERSON**
OH/MBB/OPP | 5-11 | Jr.
Rowlett, Texas



#15 - KRISTIAN **MARSHALL**
S | 5-6 | Fr.
Mobile, Ala.



HEAD COACH DONIKA SUTTON
Second Season
Alcorn State '05



COACH VICMARI PROSPERO
Eighth Season
Tennessee State '11



COACH TUAMAFA REILLY
Second Season
NC A&T '04

2018 SCHEDULE

DATE		OPPONENT	LOCATION	TIME
8/24		vs. Stetson (1)	Miami, Fla. | J. Ollie Edmunds Center	10 a.m.
8/24		vs. Florida A&M (1)	Miami, Fla. | J. Ollie Edmunds Center	2 p.m.
8/25		at. Florida International (1)	Miami, Fla. | J. Ollie Edmunds Center	10 a.m.
8/31		vs. North Alabama (2)	Chattanooga, Tenn. | Maclellan Gymnasium	3 p.m.
9/1		at Chattanooga (2)	Chattanooga, Tenn. | Maclellan Gymnasium	12:30 p.m.
9/1		vs. UNC Asheville (2)	Chattanooga, Tenn. | Maclellan Gymnasium	4:30 p.m.
9/7		at Stephen F. Austin (3)	Nacogdoches, Texas | Shelton Gym	1:30 p.m.
9/8		vs St. John's (3)	Nacogdoches, Texas | Shelton Gym	10 a.m.
9/8		vs. Grambling (3)	Nacogdoches, Texas | Shelton Gym	2:30 p.m.
9/11		at Evansville	Evansville, Ind. | Meeks Family Fieldhouse	6 p.m.
9/18		BELMONT*	Nashville, Tenn. | Kean Hall	6 p.m.
9/22		EASTERN ILLINOIS*	Nashville, Tenn. | Kean Hall	12 p.m.
9/28		Jacksonville State*	Jacksonville, Ala. | Pete Mathews Coliseum	7 p.m.
9/29		Tennessee Tech*	Cookeville, Tenn. | Eblen Center	2 p.m.
10/2		MTSU	Nashville, Tenn. | Kean Hall	6 p.m.
10/5		EASTERN KENTUCKY*	Nashville, Tenn. | Kean Hall	6 p.m.
10/6		MOREHEAD STATE*	Nashville, Tenn. | Kean Hall	12 p.m.
10/12		MURRAY STATE*	Nashville, Tenn. | Kean Hall	6 p.m.
10/13		AUSTIN PEAY*	Nashville, Tenn. | Kean Hall	2 p.m.
10/19		at UT Martin*	Martin, Tenn. | Skyhawk Fieldhouse	6 p.m.
10/20		at SEMO*	Cape Girardeau, Mo. | Houck Field House	2 p.m.
10/23		at Belmont*	Nashville, Tenn. | Kean Hall	6 p.m.
10/27		at SIU Edwardsville*	Edwardsville, Ill. | Vadalabene Center	2 p.m.
11/2		TENNESSEE TECH*	Nashville, Tenn. | Kean Hall	7 p.m.
11/3		JACKSONVILLE STATE*	Nashville, Tenn. | Kean Hall	2 p.m.
11/9		at Morehead State*	Morehead, Ky. | Wetherby Gym	12 p.m.
11/10		at Eastern Kentucky*	Richmond, Ky. | Alumni Coliseum	6 p.m.
11/15-19		OVC Tournament	First Seed	TBA

* - Ohio Valley Conference Regular Season Match | All Times Central and subject to change | HOME GAMES ALL CAPS

(1) – Florida International Invitational (Miami, Fla.) | (2) – Chattanooga Classic (Chattanooga, Tenn.)

(3) – Stephen F. Austin Tournament (Nacogdoches, Texas)